



City of Farmington  
354 W. Main Street  
P.O. Box 150  
Farmington, AR 72730  
479-267-3865  
479-267-3805 (fax)

**CITY COUNCIL AGENDA**  
**February 13, 2023**

A regular meeting of the Farmington City Council will be held on  
Monday, February 13, 2023, at 6:00 p.m.  
City Hall  
354 W. Main Street, Farmington, Arkansas.

1. Call to Order – Mayor Ernie Penn
2. Roll Call – City Clerk Kelly Penn
3. Pledge of Allegiance
4. Comments from Citizens – the Council will hear brief comments at this time from citizens. No action will be taken. All comments will be taken under advisement.
5. Approval of the minutes – January 23, 2023, City Council Minutes
6. Financial Reports
7. Entertain a motion to read all ordinances and resolutions by title only.
8. Proclamations, special announcements, committee/commission appointments.
  - a. **Reappoint Planning Commissioners –Bobby Wilson (4 yrs.), Keith Macedo (4 yrs.), Chad Ball (2 yrs.), and Robert Mann (2 yrs.)**
9. Committee Reports
10. Items to be removed from City of Farmington Inventory – **NONE**

**NEW BUSINESS**

11. State of the City Address by Mayor Ernie Penn
12. Ordinance No. 2023-03 – An ordinance waiving requirement of competitive bidding for the purchase of forty-six mobile and twenty –two portable radios and associated equipment for the Farmington Police Department.

**INFORMATIONAL ITEMS:**

- A. City Business Manager Report
- B. Court Clerk Monthly Distribution Report
- C. Fire Department Report
- D. Police Department Report
- E. Building/Public Works Report
- F. Library Report
- G. Planning Commission Minutes

**WORK SESSION TO FOLLOW**

**MINUTES**

## **Minutes of the Regular Farmington City Council Meeting January 9<sup>th</sup> 2023**

The regular meeting of the Farmington City Council scheduled for Monday, January 9<sup>th</sup>, 2023 was called to order at 6:00 pm by Mayor Ernie Penn. City Clerk Kelly Penn called the roll and the following Council Members answered to their names: Diane Bryant, Brenda Cunningham, Sherry Mathews, Hunter Carnahan, Linda Bell, Bobby Morgan and Kara Gardenhire. Also present was City Attorney Jay Moore and City Business Manager McCarville. City Council Member Keith Lipford was absent.

### **Comments from Citizens**

Mayor Penn asked if there was anyone who wished to comment at this time.

Phyllis Young, 546 Goose Creek Road addressed the city council regarding the preliminary plat at Goose Creek, she objected to the approval after 2 years of drainage issues. She expected it to be corrected instead of being ignored. She implored the council to do their due diligence. She will continue to fight to get drainage corrected.

### **Approval of the minutes for the December 12th, 2022 Regular Meeting.**

On the motion of Council Member Cunningham and a second by Council Member Bryant and by the consent of all Council Members present after a roll call vote, the minutes were approved as presented by a vote of 7-0.

### **Financial Reports.**

Mayor Penn presented the financial reports to the City Council. City sales tax increased 8.33% and State sales tax increased 14.02% for the month.

### **Entertain a motion to read all Ordinances and Resolutions by title only.**

On the motion of Council Member Bryant and a second by Council Member Carnahan and by the consent of all Council Members present after a roll call vote, the motion to read all Ordinances and Resolutions by title only was approved 7-0.

### **Proclamations, Special Announcements, Committee/Commission Appointments, Committee Reports**

**Appoint Planning Commissioner Norm Toering** - On the motion of Council Member Bell and a second by Council Member Cunningham and by the consent of all Council Members present after a roll call vote, the motion to appoint Norm Toering to the Planning Commission was approved 7-0. Mr. Toering will fill the seat vacated by Planning Commissioner Jay Moore.

Work Session – Mayor Penn announced there will be a City Council work session on January 30<sup>th</sup> at 5:30 at City Hall..

ARDOT Meeting -Mayor Penn will be meeting with ARDOT in Little Rock on January 18<sup>th</sup>.

### **Committee Reports - None**

### **Items to be removed from City of Farmington Inventory- None**

### **Old Business - None**

## New Business

### Resolution No 2023-01 A Resolution establishing the procedural rules for the City Council of the City of Farmington, Arkansas for 2023.

On the motion of Council Member Carnahan and a second by Council Member Cunningham and by the consent of all Council Members present after a roll call vote, the motion to approve Resolution 2023-01 was approved 7-0. City Attorney Jay Moore read the resolution by title only.

### Resolution No 2023-02 A Resolution in support of an application for the Local Law Enforcement Block Grant.

On the motion of Council Member Bell and a second by Council Member Bryant and by the consent of all Council Members present after a roll call vote, the motion to approve Resolution 2023-02 was approved 7-0. City Attorney Jay Moore read the resolution by title only.

### Resolution No 2023-03 A Resolution providing for the adoption of the amended budget for the City of Farmington, Arkansas for the 12 months beginning January 1, 2022 and December 31, 2022: appropriating money for each item, and for other purposes.

On the motion of Council Member Bryant and a second by Council Member Carnahan and by the consent of all Council Members present after a roll call vote, the motion to approve Resolution 2023-03 was approved 7-0. City Attorney Jay Moore read the resolution by title only.

### Ordinance No. 2023-01 An ordinance waiving competitive bidding for the purchase of three new Dodge Chargers and the equipment to outfit vehicles for the Farmington Police Department.

Mayor Penn called for public comment, there was none. Council Member Carnahan made a motion to suspend the rule requiring the reading of an ordinance in full on three different dates be suspended and for Ordinance 2023-01 be read one time by title only, it was seconded by Council Member Cunningham and after a roll call vote, the motion was approved 7-0. City Attorney Moore read Ordinance 2023-01 by title only. Mayor Penn asked shall the ordinance pass? After a roll call vote, the motion passed 7-0. A motion to pass Ordinance 2023-01 with an Emergency Clause was made by Council Member Carnahan and seconded by Council Member Morgan after a roll call vote the motion passed 7-0.

### Ordinance No. 2023-02 An ordinance to incorporate connectivity provisions into our street standards ordinance and all amendments.

Mayor Penn called for public comment, there was none. Council Member Bryant made a motion to suspend the rule requiring the reading of an ordinance in full on three different dates be suspended and for Ordinance 2023-02 be read one time by title only, it was seconded by Council Member Carnahan and after a roll call vote, the motion was approved 7-0. City Attorney Moore read Ordinance 2023-02 by title only. Mayor Penn asked shall the ordinance pass? After a roll call vote, the motion passed 7-0. A motion to pass Ordinance 2023-02 with an Emergency Clause was made by Council Member Morgan and seconded by Council Member Carnahan after a roll call vote the motion passed 7-0.

Phyllis Young asked if she could make 2 comments on things the council discussed. She said she knew it was not the right time and she could come back next month. Mayor Penn gave her permission to speak to the council. Her first comment was a request to have subdivisions do the drainage first instead of whenever they want. Her second comment was that the new culvert out on Goose Creek that recently got new cement has some holes in it and could Floyd come look at it. Mayor Penn thanked her for her comments.

There being no further business to come before the council and on the motion of Council Member Morgan and seconded by Council Member Bryant and by the consent of all members present, the meeting adjourned at 6:40 pm until the next regularly scheduled meeting to be held Monday, February 13, 2023 in the City Council Chambers at City Hall, located at 354 West Main Street, Farmington, Arkansas.

Approved;

\_\_\_\_\_

Mayor Ernie Penn

Attest; \_\_\_\_\_

City Clerk Kelly Penn

**Financial**

| MONTH  | CITY SALES TAX<br>2022   | CITY SALES TAX<br>2023                                 | STATE SALES TAX<br>2022          | STATE SALES TAX<br>2023                                 |              |
|--|--------------------------|--|----------------------------------|---|--------------|
| JANUARY  | \$ 253,791.83            | \$ 242,456.22  | \$ 149,600.30                    | \$ 161,325.27   |              |
| FEBRUARY   |                          |  |                                  |   |              |
| MARCH  |                          |  |                                  |   |              |
| APRIL  |                          |  |                                  |   |              |
| MAY  |                          |  |                                  |   |              |
| JUNE   |                          |  |                                  |   |              |
| JULY   |                          |  |                                  |   |              |
| AUGUST   |                          |  |                                  |   |              |
| SEPTEMBER  |                          |  |                                  |   |              |
| OCTOBER  |                          |  |                                  |   |              |
| NOVEMBER   |                          |  |                                  |   |              |
| DECEMBER   |                          |  |                                  |   |              |
| Monthly Comparison -January<br>2022/January 2023       |                          | \$ (11,335.61)   | Increase (Decrease)<br>\$ 389.36 | \$ 11,724.97  |              |
| YTD comparison   |                          | Increase for 2023<br>over 2022 YTD -<br>City Sales Tax | \$ (11,335.61)                   | Increase for 2023<br>over 2022 YTD -<br>State Sales Tax | \$ 11,724.97 |
| Total Actual 2023<br>Income vs 2023<br>Budgeted Income | County Wide Sales<br>Tax | City Sales Tax   |                                  | Total Sales Tax<br>Increase YTD 2023                    | \$ 389.36    |
| Budget 2023  | \$1,816,755.31           | \$2,666,755.31   |                                  | \$  |              |
| Actual 2023 (thru<br>January)                          | \$161,325.27             | \$242,456.22   |                                  |   |              |



2/7/2023  
8:04 AM

## GENERAL FUND

### Statement of Revenue and Expenditures

|                                   | Year-to-Date        | Annual Budget         | Jan 2023   |
|-----------------------------------|---------------------|-----------------------|------------|
|                                   | Jan 2023            | Jan 2023              | Dec 2023   |
|                                   | Jan 2023            | Dec 2023              | Percent of |
|                                   | Actual              |                       | Budget     |
| <b>Revenue &amp; Expenditures</b> |                     |                       |            |
| <b>GENERAL REVENUES</b>           |                     |                       |            |
| <b>Revenue</b>                    |                     |                       |            |
| ACCIDENT REPORT REVENUES          | 70.00               | 1,500.00              | 4.67%      |
| ACT 833                           | 0.00                | 25,000.00             | 0.00%      |
| ALCOHOL SALES TAX                 | 1,419.20            | 4,000.00              | 35.48%     |
| ANIMAL CONTROL REVENUES           | 365.50              | 2,000.00              | 18.28%     |
| BUILDING INSPECTION FEES          | 30,794.76           | 200,000.00            | 15.40%     |
| BUSINESS LICENSES                 | 1,885.50            | 6,000.00              | 31.43%     |
| CITY COURT FINES                  | 12,159.85           | 120,000.00            | 10.13%     |
| CITY SALES TAX REVENUES           | 242,456.22          | 2,666,755.31          | 9.09%      |
| COUNTY TURNBACK                   | 48,690.49           | 600,000.00            | 8.12%      |
| DEVELOPMENT FEES                  | 250.00              | 20,000.00             | 1.25%      |
| FRANCHISE FEES                    | 52,727.20           | 475,000.00            | 11.10%     |
| GARAGE SALE PERMITS               | 0.00                | 2,000.00              | 0.00%      |
| GRANTS                            | 44,648.57           | 0.00                  | 0.00%      |
| INTEREST REVENUES                 | 3,849.55            | 30,000.00             | 12.83%     |
| MISCELLANEOUS REVENUES            | 3,906.17            | 0.00                  | 0.00%      |
| Off Duty Police Reimbursement     | 0.00                | 6,000.00              | 0.00%      |
| PARK RENTAL                       | 103.00              | 5,000.00              | 2.06%      |
| PAYMENT IN LIEU OF                | 0.00                | 75,000.00             | 0.00%      |
| SALES TAX - OTHER                 | 161,325.27          | 1,816,755.31          | 8.88%      |
| SPORTS COMPLEX FEES               | 18,700.11           | 35,000.00             | 53.43%     |
| SRO REIMBURSEMENT REVENUES        | 0.00                | 100,000.00            | 0.00%      |
| STATE TURNBACK                    | 14,872.48           | 95,000.00             | 15.66%     |
| <b>Revenue</b>                    | <b>\$638,223.87</b> | <b>\$6,285,010.62</b> |            |

2/7/2023  
8:04 AM

**GENERAL FUND**  
**Statement of Revenue and Expenditures**

|                                | Year-To-Date        | Annual Budget         | Jan 2023          |
|--------------------------------|---------------------|-----------------------|-------------------|
|                                | Jan 2023            | Jan 2023              | Dec 2023          |
|                                | Actual              | Dec 2023              | Percent of Budget |
| <b>ADMINISTRATIVE DEPT</b>     |                     |                       |                   |
| <b>Expenses</b>                |                     |                       |                   |
| ADDITIONAL SERVICES EXPENSE    | 39,137.34           | 190,000.00            | 20.60%            |
| ADVERTISING EXPENSE            | 40.00               | 6,000.00              | 0.67%             |
| BUILDING MAINT & CLEANING      | 3,013.10            | 45,000.00             | 6.70%             |
| ELECTION EXPENSES              | 11,542.39           | 5,000.00              | 230.85%           |
| ENGINEERING FEES               | 12,547.25           | 170,000.00            | 7.38%             |
| INSURANCES EXPENSE             | 22,592.94           | 75,000.00             | 30.12%            |
| LEGAL FEES                     | 0.00                | 10,000.00             | 0.00%             |
| MATERIALS & SUPPLIES EXPENSE   | 0.00                | 20,000.00             | 0.00%             |
| MISCELLANEOUS EXPENSE          | 0.00                | 2,000.00              | 0.00%             |
| NEW EQUIPMENT PURCHASE         | 0.00                | 25,000.00             | 0.00%             |
| PAYROLL EXP - CITY ATTRNY      | 10,061.14           | 65,000.00             | 15.48%            |
| PAYROLL EXP - ELECTED OFFICIAL | 7,569.89            | 132,000.00            | 5.73%             |
| PAYROLL EXP - REGULAR          | 20,656.53           | 272,000.00            | 7.59%             |
| PLANNING COMMISSION            | 0.00                | 25,000.00             | 0.00%             |
| POSTAGE EXPENSE                | 0.00                | 2,000.00              | 0.00%             |
| PROFESSIONAL SERVICES          | 0.00                | 20,000.00             | 0.00%             |
| REPAIR & MAINT - OFFICE EQUIP  | 0.00                | 4,000.00              | 0.00%             |
| SERVICE CHARGES                | 0.00                | 1,000.00              | 0.00%             |
| TECHNICAL SUPPORT              | 0.00                | 55,000.00             | 0.00%             |
| TELECOMMUNICATION EXPENSES     | 0.00                | 12,000.00             | 0.00%             |
| TRAVEL, TRAINING & MEETINGS    | 3,323.50            | 20,000.00             | 16.62%            |
| UTILITIES EXPENSES             | 5,747.26            | 90,000.00             | 6.39%             |
| <b>Expenses</b>                | <b>\$136,231.34</b> | <b>\$1,246,000.00</b> |                   |

2/7/2023  
8:04 AM

**GENERAL FUND**  
**Statement of Revenue and Expenditures**

|                              | Year-to-Date      | Annual Budget      | Jan 2023   |
|------------------------------|-------------------|--------------------|------------|
|                              | Jan 2023          | Jan 2023           | Dec 2023   |
|                              | Jan 2023          | Dec 2023           | Percent of |
|                              | Actual            |                    | Budget     |
| <b>ANIMAL CONTROL DEPT</b>   |                   |                    |            |
| <b>Expenses</b>              |                   |                    |            |
| FUEL EXPENSES                | 160.86            | 2,000.00           | 8.04%      |
| MATERIALS & SUPPLIES EXPENSE | 0.00              | 1,100.00           | 0.00%      |
| PAYROLL EXP - REGULAR        | 5,234.46          | 71,411.00          | 7.33%      |
| PROFESSIONAL SERVICES        | 1,260.00          | 15,000.00          | 8.40%      |
| REPAIR & MAINT - AUTOMOBILES | 0.00              | 1,500.00           | 0.00%      |
| REPAIR & MAINT - EQUIPMENT   | 0.00              | 500.00             | 0.00%      |
| TRAVEL, TRAINING & MEETINGS  | 0.00              | 500.00             | 0.00%      |
| UNIFORMS/GEAR EXPENSE        | 0.00              | 500.00             | 0.00%      |
| <b>Expenses</b>              | <b>\$6,655.32</b> | <b>\$92,511.00</b> |            |

2/7/2023  
8:04 AM

**GENERAL FUND**  
**Statement of Revenue and Expenditures**

|                              | Year-to-Date       | Annual Budget       | Jan 2023             |
|------------------------------|--------------------|---------------------|----------------------|
|                              | Jan 2023           | Jan 2023            | Dec 2023             |
|                              | Actual             | Dec 2023            | Percent of<br>Budget |
| <b>BUILDING PERMIT DEPT</b>  |                    |                     |                      |
| <b>Expenses</b>              |                    |                     |                      |
| FUEL EXPENSES                | 466.90             | 6,000.00            | 7.78%                |
| PAYROLL EXP - REGULAR        | 12,588.81          | 172,835.07          | 7.28%                |
| REPAIR & MAINT - AUTOMOBILES | 0.00               | 2,000.00            | 0.00%                |
| TRAVEL, TRAINING & MEETINGS  | 0.00               | 5,000.00            | 0.00%                |
| UNIFORMS/GEAR EXPENSE        | 0.00               | 1,000.00            | 0.00%                |
| <b>Expenses</b>              | <b>\$13,055.71</b> | <b>\$186,835.07</b> |                      |

2/7/2023  
8:04 AM

**GENERAL FUND**  
**Statement of Revenue and Expenditures**

|                              | Year-To-Date        | Annual Budget         | Jan 2023   |
|------------------------------|---------------------|-----------------------|------------|
|                              | Jan 2023            | Jan 2023              | Dec 2023   |
|                              | Jan 2023            | Dec 2023              | Percent of |
|                              | Actual              |                       | Budget     |
| <b>FIRE DEPT</b>             |                     |                       |            |
| <b>Expenses</b>              |                     |                       |            |
| ADVERTISING EXPENSE          | 0.00                | 2,000.00              | 0.00%      |
| FUEL EXPENSES                | 1,313.64            | 18,000.00             | 7.30%      |
| HAZMAT EXPENSES              | 0.00                | 2,400.00              | 0.00%      |
| MATERIALS & SUPPLIES EXPENSE | 0.00                | 12,000.00             | 0.00%      |
| MISCELLANEOUS EXPENSE        | 0.00                | 500.00                | 0.00%      |
| NEW EQUIPMENT PURCHASE       | 48,272.73           | 107,000.00            | 45.11%     |
| PAYROLL EXP - REGULAR        | 73,844.36           | 1,069,307.35          | 6.91%      |
| PROFESSIONAL SERVICES        | 0.00                | 7,500.00              | 0.00%      |
| REPAIR & MAINT - BUILDING    | 233.91              | 19,200.00             | 1.22%      |
| REPAIR & MAINT - EQUIPMENT   | 0.00                | 12,150.00             | 0.00%      |
| REPAIR & MAINT - TRUCK       | 0.00                | 14,000.00             | 0.00%      |
| TRAVEL, TRAINING & MEETINGS  | 118.00              | 18,000.00             | 0.66%      |
| UNIFORMS/GEAR EXPENSE        | 0.00                | 21,000.00             | 0.00%      |
| <b>Expenses</b>              | <b>\$123,782.64</b> | <b>\$1,303,057.35</b> |            |

2/7/2023  
8:04 AM

**GENERAL FUND**  
**Statement of Revenue and Expenditures**

|                               | Year-to-Date       | Annual Budget       | Jan 2023   |
|-------------------------------|--------------------|---------------------|------------|
|                               | Jan 2023           | Jan 2023            | Dec 2023   |
|                               | Jan 2023           | Dec 2023            | Percent of |
|                               | Actual             |                     | Budget     |
| <b>LAW ENFORCE - COURT</b>    |                    |                     |            |
| <b>Expenses</b>               |                    |                     |            |
| MATERIALS & SUPPLIES EXPENSE  | 0.00               | 3,000.00            | 0.00%      |
| MISCELLANEOUS EXPENSE         | 0.00               | 400.00              | 0.00%      |
| NEW EQUIPMENT PURCHASE        | 0.00               | 9,600.00            | 0.00%      |
| PAYROLL EXP - REGULAR         | 6,459.98           | 96,681.22           | 6.68%      |
| POSTAGE EXPENSE               | 0.00               | 1,800.00            | 0.00%      |
| REPAIR & MAINT - OFFICE EQUIP | 0.00               | 2,800.00            | 0.00%      |
| SPECIAL COURT COSTS           | 7,243.50           | 7,500.00            | 96.58%     |
| TRAVEL, TRAINING & MEETINGS   | 150.00             | 6,000.00            | 2.50%      |
| <b>Expenses</b>               | <b>\$13,853.48</b> | <b>\$127,781.22</b> |            |

2/7/2023  
8:04 AM

**GENERAL FUND**  
**Statement of Revenue and Expenditures**

|                              | Year-to-Date        | Annual Budget         | Jan 2023          |
|------------------------------|---------------------|-----------------------|-------------------|
|                              | Jan 2023            | Jan 2023              | Dec 2023          |
|                              | Actual              | Dec 2023              | Percent of Budget |
| <b>LAW ENFORCE - POLICE</b>  |                     |                       |                   |
| <b>Expenses</b>              |                     |                       |                   |
| ADVERTISING EXPENSE          | 0.00                | 100.00                | 0.00%             |
| BREATHALYZER EXPENSES        | 50.04               | 700.00                | 7.15%             |
| DRUG TASK FORCE              | 0.00                | 2,000.00              | 0.00%             |
| FUEL EXPENSES                | 4,551.89            | 81,000.00             | 5.62%             |
| MATERIALS & SUPPLIES EXPENSE | 175.28              | 75,000.00             | 0.23%             |
| MISCELLANEOUS EXPENSE        | 0.00                | 500.00                | 0.00%             |
| NEW EQUIPMENT PURCHASE       | 0.00                | 125,000.00            | 0.00%             |
| Off Duty Police Pay          | 0.00                | 6,000.00              | 0.00%             |
| PAYROLL EXP - REGULAR        | 115,789.58          | 1,754,400.00          | 6.60%             |
| PAYROLL EXP - SRO            | 11,508.38           | 178,950.00            | 6.43%             |
| REPAIR & MAINT - AUTOMOBILES | 3,299.45            | 30,000.00             | 11.00%            |
| REPAIR & MAINT - EQUIPMENT   | 0.00                | 3,000.00              | 0.00%             |
| TRAVEL, TRAINING & MEETINGS  | 0.00                | 7,000.00              | 0.00%             |
| UNIFORMS/GEAR EXPENSE        | 0.00                | 20,000.00             | 0.00%             |
| <b>Expenses</b>              | <b>\$135,374.62</b> | <b>\$2,283,650.00</b> |                   |

2/7/2023  
8:04 AM

## GENERAL FUND

### Statement of Revenue and Expenditures

|                  | Year-to-Date  | Annual Budget      | Jan 2023   |
|------------------|---------------|--------------------|------------|
|                  | Jan 2023      | Jan 2023           | Dec 2023   |
|                  | Jan 2023      | Dec 2023           | Percent of |
|                  | Actual        |                    | Budget     |
| <b>LIBRARY</b>   |               |                    |            |
| <b>Expenses</b>  |               |                    |            |
| LIBRARY TRANSFER | 0.00          | 57,000.00          | 0.00%      |
| <b>Expenses</b>  | <b>\$0.00</b> | <b>\$57,000.00</b> |            |



2/7/2023  
8:04 AM

## GENERAL FUND

### Statement of Revenue and Expenditures

|                              | Year-to-Date       | Annual Budget       | Jan 2023   |
|------------------------------|--------------------|---------------------|------------|
|                              | Jan 2023           | Jan 2023            | Dec 2023   |
|                              | Jan 2023           | Dec 2023            | Percent of |
|                              | Actual             |                     | Budget     |
| <b>PARKS DEPT</b>            |                    |                     |            |
| <b>Expenses</b>              |                    |                     |            |
| CAPITAL IMPROVEMENT          | 0.00               | 625,000.00          | 0.00%      |
| ENGINEERING FEES             | 0.00               | 25,000.00           | 0.00%      |
| MATERIALS & SUPPLIES EXPENSE | 0.00               | 10,000.00           | 0.00%      |
| NEW EQUIPMENT PURCHASE       | 0.00               | 20,000.00           | 0.00%      |
| PAYROLL EXP - REGULAR        | 14,864.50          | 198,925.98          | 7.47%      |
| PROFESSIONAL SERVICES        | 0.00               | 2,500.00            | 0.00%      |
| REPAIR & MAINT - EQUIPMENT   | 208.51             | 3,000.00            | 6.95%      |
| SPORTS PARK MATERIALS        | 4,800.00           | 25,000.00           | 19.20%     |
| SPORTS PARK NEW EQUIP        | 0.00               | 10,000.00           | 0.00%      |
| SPORTS PARK PROF SERV        | 23,573.22          | 45,000.00           | 52.38%     |
| SPORTS PARK REPAIR/MAINT     | 0.00               | 2,500.00            | 0.00%      |
| SPORTS PARK UNIFORMS         | 0.00               | 250.00              | 0.00%      |
| SPORTS PARK UTILITIES        | 369.25             | 15,000.00           | 2.46%      |
| UNIFORMS/GEAR EXPENSE        | 0.00               | 1,000.00            | 0.00%      |
| UTILITIES EXPENSES           | 321.18             | 5,000.00            | 6.42%      |
| <b>Expenses</b>              | <b>\$44,136.66</b> | <b>\$988,175.98</b> |            |

**STREET FUND**  
**Statement of Revenue and Expenditures**

|                                   | Year-To-Date<br>Jan 2023<br>Jan 2023<br>Actual | Annual Budget<br>Jan 2023<br>Dec 2023 | Jan 2023<br>Dec 2023<br>Percent of<br>Budget |
|-----------------------------------|--|---------------------------------------|--|
| <b>Revenue &amp; Expenditures</b> |  |                                       |  |
| <b>Revenue</b>                    |  |                                       |  |
| INTEREST REVENUES                 | 0.00   | 1,000.00                              | 0.00%  |
| MISCELLANEOUS REVENUES            | 0.00   | 100.00                                | 0.00%  |
| STREET COUNTY TURNBACK            | 5,354.66                                       | 45,000.00                             | 11.90%                                       |
| STREET STATE TURNBACK             | 54,826.02                                      | 450,000.00                            | 12.18%                                       |
| TRANSFER INCOME                   | 0.00   | 613,876.46                            | 0.00%  |
| <b>Revenue</b>                    | <b>\$60,180.68</b>                             | <b>\$1,109,976.46</b>                 |  |
| <b>Expenses</b>                   |  |                                       |  |
| ADVERTISING EXPENSE               | 0.00   | 1,000.00                              | 0.00%  |
| ENGINEERING FEES                  | 0.00   | 30,000.00                             | 0.00%  |
| FUEL EXPENSES                     | 761.14   | 12,500.00                             | 6.09%  |
| MATERIALS & SUPPLIES EXPENSE      | 517.03   | 15,000.00                             | 3.45%  |
| MISCELLANEOUS EXPENSE             | 0.00   | 500.00                                | 0.00%  |
| NEW EQUIPMENT PURCHASE            | 0.00   | 125,000.00                            | 0.00%  |
| PAYROLL EXP - REGULAR             | 17,616.26                                      | 243,876.46                            | 7.22%  |
| PROFESSIONAL SERVICES             | 0.00   | 2,000.00                              | 0.00%  |
| REPAIR & MAINT - BUILDING         | 0.00   | 2,000.00                              | 0.00%  |
| REPAIR & MAINT - EQUIPMENT        | 0.00   | 10,000.00                             | 0.00%  |
| STREET LIGHTS                     | 3,151.46                                       | 150,400.00                            | 2.10%  |
| STREET/ROAD REPAIRS               | 6,500.00                                       | 500,000.00                            | 1.30%  |
| TRAVEL, TRAINING & MEETINGS       | 0.00   | 500.00                                | 0.00%  |
| UNIFORMS/GEAR EXPENSE             | 0.00   | 2,200.00                              | 0.00%  |
| UTILITIES EXPENSES                | 2,044.83                                       | 15,000.00                             | 13.63%                                       |
| <b>Expenses</b>                   | <b>\$30,590.72</b>                             | <b>\$1,109,976.46</b>                 |  |

**LIBRARY FUND**  
**Statement of Revenue and Expenditures**

|                                   | Current Period<br>Jan 2023<br>Jan 2023<br>Actual | Annual Budget<br>Jan 2023<br>Dec 2023 | Jan 2023<br>Dec 2023<br>Percent of<br>Budget |
|-----------------------------------|--|---------------------------------------|--|
| <b>Revenue &amp; Expenditures</b> |  |                                       |  |
| <b>Revenue</b>                    |  |                                       |  |
| Donations                         | 5.00   | 0.00                                  | 0.00%  |
| FINES/LOST ITEMS                  | 346.45   | 3,000.00                              | 11.55%                                       |
| TRANS FROM GENERAL FUND           |  | 57,000.00                             | 0.00%  |
| WASHINGTON CO LIBRARY             | 34,661.00  | 239,932.00                            | 14.45%                                       |
| <b>Revenue</b>                    | <b>\$35,012.45</b>                               | <b>\$299,932.00</b>                   |  |
| <b>Expenses</b>                   |  |                                       |  |
| ADVERTISING EXPENSE               |  | 1,000.00                              | 0.00%  |
| BOOKS AND MEDIA                   | 2,360.58   | 35,000.00                             | 6.74%  |
| BUILDING MAINT & CLEANING         |  | 7,800.00                              | 0.00%  |
| MATERIALS & SUPPLIES EXPENSE      | 718.48   | 18,332.00                             | 3.92%  |
| MISCELLANEOUS EXPENSE             |  | 500.00                                | 0.00%  |
| NEW EQUIPMENT PURCHASE            |  | 3,000.00                              | 0.00%  |
| PAYROLL EXP - REGULAR             | 15,970.76  | 210,000.00                            | 7.61%  |
| POSTAGE EXPENSE                   |  | 300.00                                | 0.00%  |
| PROGRAMS EXPENSE                  |  | 4,000.00                              | 0.00%  |
| TECHNICAL SUPPORT                 | 4,679.19   | 13,000.00                             | 35.99%                                       |
| TRAVEL, TRAINING & MEETINGS       |  | 1,000.00                              | 0.00%  |
| UTILITIES EXPENSES                | 397.96   | 6,000.00                              | 6.63%  |
| <b>Expenses</b>                   | <b>\$24,126.97</b>                               | <b>\$299,932.00</b>                   |  |

**Online Printable Version**

**Note: Changes on this screen are not actionable and will not be saved.**

**Account Portfolio as of Tuesday, 02/07/2023 08:46:40 AM**

| Account Display  |   |
|--|---|
| <input checked="" type="radio"/> Display By Account Type | <input type="radio"/> Sort By Account Number          |
| <input type="radio"/> Display By Asset/Liability         | <input checked="" type="radio"/> Sort By Account Name |

**Checking Accounts**

| Account Name                     | Account Number | Today's Beginning Balance | Available Balance     | Collected Balance     | Relationship Balance |
|----------------------------------|----------------|---------------------------|-----------------------|-----------------------|----------------------|
| <u>Administration of Justice</u> |                | \$4,517.25                | \$4,517.25            | \$4,517.25            | \$0.00               |
| <u>ARPA Fund</u>                 |                | \$0.00                    | \$0.00                | \$0.00                | \$0.00               |
| <u>Catastrophic</u>              |                | \$138,115.67              | \$138,115.67          | \$138,115.67          | \$0.00               |
| <u>Court Automation</u>          |                | \$52,346.07               | \$52,346.07           | \$52,346.07           | \$0.00               |
| <u>Court Fines</u>               |                | \$18,512.52               | \$20,837.52           | \$20,837.52           | \$0.00               |
| <u>Debt Service</u>              |                | \$4,936.58                | \$4,936.58            | \$4,936.58            | \$0.00               |
| <u>General Fund Checking</u>     |                | \$2,965,013.14            | \$2,965,598.13        | \$2,965,598.13        | \$0.00               |
| <u>Library Fund</u>              |                | \$125,857.14              | \$125,857.14          | \$125,857.14          | \$0.00               |
| <u>Money Market</u>              |                | \$1,215,800.36            | \$1,215,800.36        | \$1,215,800.36        | \$0.00               |
| <u>Payroll Account</u>           |                | \$145,850.37              | \$145,535.35          | \$145,535.35          | \$0.00               |
| <u>Street Fund</u>               |                | \$546,828.90              | \$546,828.90          | \$546,828.90          | \$0.00               |
| <b>Totals</b>                    |                | <b>\$5,217,778.00</b>     | <b>\$5,220,372.97</b> | <b>\$5,220,372.97</b> |                      |

This page printed on 02/07/2023 08:46:54 AM



P.O. Box 1009  
Searcy, AR 72145

Statement Date

01/31/23

Account Number

Page 1 of 1

0 CYCLE-019

CITY OF FARMINGTON  
PO BOX 150  
FARMINGTON AR 72730-0150



### Monthly Statement Summary

#### CHECKING ACCOUNT

NEG RATE MM INV PF

ACCOUNT NUMBER

PREVIOUS STATEMENT BALANCE AS OF 12/30/22

\$2,070,262.29

PLUS 1 DEPOSITS AND OTHER CREDITS

\$1,815.02

LESS 0 CHECKS AND OTHER DEBITS

\$0.00

CURRENT STATEMENT BALANCE AS OF 01/31/23

\$2,072,077.31

NUMBER OF DAYS IN THIS STATEMENT PERIOD

32

### Checking Account Transactions

| Date  | Description      | Debits | Credits    |
|-------|------------------|--------|------------|
| 01/31 | INTEREST PAYMENT |        | \$1,815.02 |

### Balance By Date

12/30 | \$2,070,262.29

01/31 | \$2,072,077.31

Payer Federal Id Number

71-0159420

Interest Paid Year To Date

\$1,815.02

# FIRST COMMUNITY BANK

## Monetary Activity

Current x Home Menu

### Account Information

Account Number

Short Name

City of Farmington

Start Date

01/11/2023



Current Balance

2,018,313.21

Monetary Activity | Non-Monetary Activity | Package Post | Teller Memo

| Eff Date ^ | T/C | Mod | Trans Amount | RR | Account Balance | S | Int Rate |
|------------|-----|-----|--------------|----|-----------------|---|----------|
| 01/10/2023 | 201 |     | 3,849.55     |    | 2,018,313.21    |   | 2.2500 % |
| 12/10/2022 | 201 |     | 3,718.51     |    | 2,014,463.66    |   | 2.2500 % |
| 11/10/2022 | 201 |     | 3,835.12     |    | 2,010,745.15    |   | 2.2500 % |
| 10/10/2022 | 201 |     | 3,704.56     |    | 2,006,910.03    |   | 2.2500 % |
| 09/10/2022 | 201 |     | 3,205.47     |    | 2,003,205.47    |   | 2.2500 % |
| 08/15/2022 | 20  |     | 2,000,000.00 |    | 2,000,000.00    |   | 2.2500 % |

\* WE HAVE AN ADDITIONAL \* 2,000,000 CD WITH THIS BANK THAT WAS OPENED ON 12-30-22 BUT WE HAVE NOT RECEIVED A BANK STATEMENT ON THE NEW CD. THE RATE IS 4.25% \*

TOTAL DEPOSITS - \* 4,018,313.21

**Proclamations,  
special  
announcements  
and  
appointments**

# Agenda Item 12



**ORDINANCE NO. 2023-03**

**AN ORDINANCE WAIVING REQUIREMENTS OF COMPETITIVE BIDDING FOR THE PURCHASE OF FORTY-SIX (46) MOBILE AND TWENTY-TWO (22) PORTABLE RADIOS AND ASSOCIATED EQUIPMENT FOR THE FARMINGTON POLICE DEPARTMENT PURSUANT TO A.C.A. §14-58-303(b)(2)(B)**

**WHEREAS**, the Farmington Police Department is in the process of acquiring new mobile and portable radios for immediate use for the Farmington Police Department; and

**WHEREAS**, the radios are immediately available from Smith Two Way Radio of Fayetteville; and

**NOW, THEREFORE, BE IT ORDAINED BY THE CITY COUNCIL OF FARMINGTON, ARKANSAS:**

**SECTION 1:** That due to the exceptional situation as described herein, competitive bidding for the purchase of forty-six mobile (46) and twenty-two (22) portable radios and associated equipment for the Farmington Police Department is deemed to be neither feasible nor practicable.

**SECTION 2:** That in accordance with A.C.A. §14-58-303(b)(2)(B), which state, “the governing body, by ordinance, may waive the requirements of competitive bidding in exceptional situations where this procedure is deemed not feasible nor practical,” the City of Farmington, Arkansas, through its city council, is hereby authorized to purchase forty-six mobile (46) and twenty-two (22) portable radios and associated equipment, with the total authorized expenditure not to exceed \$199,773.34.

**SECTION 3:** Emergency Clause: That the Farmington City Council further determines that this ordinance is necessary to provide forty-six mobile (46) and twenty-two (22) portable radios and associated equipment for the Farmington Police Department; and for purchasing said equipment at the lowest possible cost through procurement contracts; therefore, an emergency is hereby declared to exist and this ordinance shall be in full force and effect from and after its passage and approval.

PASSED AND APPROVED this 13th day of February, 2023.

APPROVED:

\_\_\_\_\_  
Ernie Penn, Mayor

ATTEST:

\_\_\_\_\_  
Kelly Penn, City Clerk



City of Farmington  
354 W. Main Street  
P.O. Box 150  
Farmington, AR 72730  
479-267-3865  
479-267-3805 (fax)

## **MEMO**

To: Farmington City Council  
Ernie Penn, Mayor  
Kelly Penn, City Clerk

From: BRIAN HUBBARD, CHIEF  
Re: PURCHASE OF NEW RADIOS  
Date: 02/13/2023

### **Recommendation**

Request the approval to purchase 46 mobile, and 22 portable radios with programming and accessories from Smith Two-Way Radio in Fayetteville AR.

### **Background**

The current radio system is approximately 15 years old and on the brink of catastrophic failure. A subcommittee was formed to discuss new radios and a system to join AWIN for the state of Arkansas. After lengthy meetings and discussions, the county agreed to place it on the ballot for a \$0.25 sales tax which was passed by the voters of the county back in 2020. Washington County went with Motorola for the entire system and a contract was signed. The contract included some mobile and portable radios, but if the end user needed to purchase additional radios, Motorola was roughly 3X the price of a Kenwood. The projected Cut Over (Go Live) date is projected for 6/22/2023.

### **Discussion**

The need for a new radio system is imperative considering the age and condition of the current system. I am requesting to go with all Kenwood units for the police department because it is a proven unit. I went with Smith Two-Way Radio because they have been serving the state and surrounding states for over 90 years. They have been the radio provider for Farmington Police Department since it began. The Motorola radios that we would receive would belong to Washington County, so when we finish with them we would have to return them. This particular radio would cause me to have to order new consoles and brackets for all patrol units. If we went with the Kenwood radio then we would have ownership of all equipment. We can still utilize the current console and only have to change the existing brackets. If we have an issue with a Motorola radio, we would have to contact their repair center and wait on an appointment for a technician. Smith Two-Way most normally can have you fixed the same day. Down time is critical when talking about your radio system.

### **Budget Impact**

\$199,773.34

Money for this purchase will be utilized from the ARPA funds that was placed in the General Account.

SMITH TWO WAY RADIO, INC.

520 N. COLLEGE  
FAYETTEVILLE, AR 72701

# Estimate

|          |            |
|----------|------------|
| Date     | Estimate # |
| 1/4/2023 | 3206       |

|  |
|--|
| Name / Address                                       |
| FARMINGTON PD.<br>354 W MAIN<br>FARMINGTON, AR 72730 |

|         |
|---------|
| Project |
|         |

| Description   | Qty | Cost         | Total        |
|---|-----|--------------|--------------|
| KENWOOD VIKING VM5000 7/800 MHZ P 25 MOBILE RADIO<br>Remote Mount Kit | 46  | 2,089.00     | 96,094.00T   |
|   | 46  | 435.00       | 20,010.00T   |
| PROGRAMMING AWIN RADIO  | 68  | 75.00        | 5,100.00T    |
| 700/800 MHZ MODEL 2 BLK radio package with AES encryption             | 22  | 2,561.92     | 56,362.24T   |
| PHANTOM ANTENNA, 760-870 MHZ 3DB<br>Sales Tax                         | 46  | 71.73        | 3,299.58T    |
|   |     | 17,634.42    | 17,634.42    |
|   |     | <b>Total</b> | \$198,500.24 |

Customer Signature \_\_\_\_\_

# Invoice

DANA SAFETY SUPPLY, INC  
 4809 KOGER BLVD  
 GREENSBORO NC 27407

Telephone: 800-845-0405

|              |         |
|--------------|---------|
| Invoice No.  | 828164  |
| Customer No. | FARMARK |

**Bill To**

FARMINGTON POLICE DEPT  
 PO BOX 150  
 ATTN: CHIEF BRIAN HUBBARD  
 FARMINGTON, AR 72730

**Ship To**

FARMINGTON POLICE DEPARTMENT  
 354 W MAIN ST  
 FARMINGTON, AR 72730

Contact:  
 Telephone: 479-267-3411  
 E-mail:

Contact: BRIAN HUBBARD  
 Telephone: 479-267-3411  
 E-mail:

|              |                 |                      |                      |                    |                |
|--------------|-----------------|----------------------|----------------------|--------------------|----------------|
| Invoice Date | Order Date      | SO Number            | Ordered By           | Customer PO Number | Payment Method |
| 01/06/23     | 12/28/22        | 468742               | BRIAN HUBBARD        |                    | NET 30         |
| Warehouse    | Ship Via        | F.O.B.               | Salesperson          | Resale Number      |                |
| GBKO         | GROUND SHIPMENT | PPAY & ADD TO INVOIC | Karla Scott - Amazon |                    |                |

| Order Quantity | Ship Quantity | Tax | Item Number / Description   | Unit Price | Extended Price |
|----------------|---------------|-----|---|------------|----------------|
| 1              | 1             | Y   | C-EB25-KNX-1P<br>HAV 1-Piece Equip Brkt 2.5 MT<br><br>U of M: EACH<br><br>Remit To: Dana Safety Supply, Inc.<br>P.O. Box 117297<br>Atlanta, GA 30368-7297 | 29.0000    | 29.00          |

\* All Return Merchandise Requires Prior Approval.  
 \* Return Merchandise can be subject to a 20% restocking charge.  
 \* Claims against this Invoice for Price and/or Quantity must be filed in writing within 30 days of invoice date.  
 \* A Finance Charge of 1.5% per month (18% annual rate) will be added to all invoices that are 30 days beyond the invoice date.

|            |             |
|------------|-------------|
| Print Date | 01/10/23    |
| Print Time | 03:11:33 PM |
| Page No.   | 1           |

|             |          |
|-------------|----------|
| Total Paid  | 0.00     |
| Balance Due | 49.39    |
| Due Date    | 02/05/23 |

|                      |              |
|----------------------|--------------|
| Subtotal             | 29.00        |
| Freight              | 16.00        |
| 9.750 %Sales Tax     | 4.39         |
| <b>Invoice Total</b> | <b>49.39</b> |

Printed By: Carla Bernia

# City of Farmington

# PURCHASE ORDER

354 West Main  
 P.O. Box 150  
 Farmington, AR 72730  
 Phone 479-267-3865 Fax 479-267-5511

DATE:   
 P.O. #

**VENDOR:**

**SHIP TO:**

**Bill TO:**

**Comments or Special Instructions:**

| REQUISITIONER | DEPARTMENT | EXPENSE ACCT. | SALESPERSON | UNIT | SHIP VIA |
|---------------|------------|---------------|-------------|------|----------|
| Brian Hubbard | Police     |               |             |      |          |

| QUANTITY | DESCRIPTION   | UNIT PRICE  | AMOUNT       |
|----------|---|-------------|--------------|
| 46.0     | Kenwood Viking VM5000 7/800 MHZ P25 mobile radio        | \$ 2,089.00 | \$ 96,094.00 |
| 46.0     | remote mounting kit                                     | 435.00      | 20,010.00    |
| 68.0     | programming AWIN Frequencies                            | 75.00       | 5,100.00     |
| 22.0     | 700/800 MHZ model 2 BLK radio package w/ AES encryption | 2,561.92    | 56,362.24    |
| 46.0     | Phantom Antenna, 760 - 870 MHZ 3DB                      | 71.73       | 3,299.58     |
| 40.0     | C-EB25-KNX-1P brkt for Kenwood P25 radio                | 29.00       | 1,160.00     |

|                     |                      |
|---------------------|----------------------|
| SUBTOTAL            | \$ 182,025.82        |
| TAX RATE            | 9.75%                |
| SALES TAX           | 17,747.52            |
| SHIPPING & HANDLING |                      |
| <b>TOTAL</b>        | <b>\$ 199,773.34</b> |

**ACCOUNT:**  Approved  Denied

**Reason:** \_\_\_\_\_

**Amended Amt.** \_\_\_\_\_

**Approved by City Council**  YES  NO

Authorized by \_\_\_\_\_ Date \_\_\_\_\_

| AMOUNT OF BUDGET REMAINING       |          |
|----------------------------------|----------|
| <input type="checkbox"/> MONTH   | \$ _____ |
| <input type="checkbox"/> QUARTER | \$ _____ |
| <input type="checkbox"/> YEAR    | \$ _____ |

# Informational Items



354 W. Main Street  
P.O. Box 150  
Farmington, AR 72730  
479-267-3865  
479-267-3805 (fax)

City Business Manager Report  
February 2023  
City Council Meeting

- Anniversaries include: John Collins (7), Tarone Mahone (6), Marie Ingersoll (3), Josh Howerton (3), Keith Andrews (4), Tanner Denham (4), Scott Baker (4) and Tyler Miller (2); thank them for their service.
- Legislative Audit plans to begin our audit in March. It will be a two year audit 2021 & 2022.
- Planning Commission work session will be Tuesday, February 21, 2023 at 6:00 PM; because of the President's Day Holiday. The regular Planning Commission meeting will be February 27, 2023 at 6:00 PM.
- Planning Commission is working with Garver to come up with new design standards. They are also working with Earth Plan Design on a new landscape ordinance. Both of these will come to you in the form of ordinances in the New Year.
- Jeff Hawkins the executive director of Northwest Arkansas Regional Planning retired in January. He is a great wealth of knowledge for this area, he will be sorely missed.
- Bill Groom, former mayor of Greenland passed away last month. Keep his family in your thoughts and prayers.
- Please take a look at the Farmington Chamber's new website: <https://www.farmingtonar.com/>. All the Chamber events will be listed here.

*"Truth draws strength from itself and not from the number of votes in its favour."  
~ Pope Benedict XVI*


# WASHINGTON COUNTY DISTRICT COURT FARMINGTON DEPARTMENT MONTHLY DISTRIBUTION WORKSHEET JANUARY 2023


|                                      |         |  |                   |             |                   |
|--------------------------------------|---------|--|-------------------|-------------|-------------------|
| ADMIN OF JUSTICE FUND                | Check 1 | Dept. of Finance and Administration    | Total for Check 1 | \$ 2,702.40 | Chk# 2232         |
|                                      | Check 2 | General Fund                           | Total for Check 2 | \$ 1,814.85 | Chk# 2233         |
|                                      | Check 3 | Washington County Treasurer (Act 1256) | Total for Check 3 | \$ 1,532.75 | Chk# 2234         |
| <b>Total Checks Admin of Justice</b> |         |  |                   |             | <b>\$6,050.00</b> |

|                   |   |                                       |                  |                  |                   |                   |
|-------------------|---|---------------------------------------|------------------|------------------|-------------------|-------------------|
| COURT COST & FINE | Check 4   | <b>Administration of Justice Fund</b> |                  |                  |                   |                   |
|                   |   | CCCR- Court Cost-Criminal             |                  | \$ 1,230.00      |                   |                   |
|                   |   | CCCRO-CourtCost Criminal Ordinance    |                  | \$ 25.00         |                   |                   |
|                   |   | CCDWI-Court Cost DWI                  |                  | \$ 625.00        |                   |                   |
|                   |   | CCTR- Court Cost-Traffic              |                  | \$ 2,255.00      |                   |                   |
|                   |   | CCTRO- Court Cost-Traffic Ordinance   |                  | \$ 1,775.00      |                   |                   |
|                   |   | CCFTPI - Court Cost Insurance         |                  | \$ 140.00        |                   |                   |
|                   |   | <b>Total for Check 4</b>              |                  | <b>Chk# 3858</b> |                   | <b>\$6,050.00</b> |
|                   | Check 5   | <b>General Fund</b>                   |                  |                  |                   |                   |
|                   |   | FINE- Fines Collected                 |                  | \$ 7,426.00      |                   |                   |
|                   | WF - Warrant Fee                                  |                                       | \$ 215.00        |                  |                   |                   |
|                   | FTPRFL-FTPR+60 Days Fines-Local                   |                                       | \$ 690.00        |                  |                   |                   |
|                   | NLIFL-No Liability Ins. Fines-Local               |                                       | \$ 754.00        |                  |                   |                   |
|                   | FTPIPFL- Failure to present Ins Proof 20% Local   |                                       | \$ 5.00          |                  |                   |                   |
|                   | FTPRLOC-FTPR Fines Local                          |                                       | \$ 75.00         |                  |                   |                   |
|                   | <b>Total for Check 5</b>                          |                                       | <b>Chk# 3859</b> |                  | <b>\$9,165.00</b> |                   |
| Check 6           | <b>Court Automation Fund</b>                      |                                       |                  |                  |                   |                   |
|                   | CFEE-Local Court Automation                       |                                       | \$ 885.00        |                  |                   |                   |
|                   | <b>Total for Check 6</b>                          |                                       | <b>Chk# 3860</b> |                  | <b>\$885.00</b>   |                   |
| Check 7           | <b>Department of Finance &amp; Administration</b> |                                       |                  |                  |                   |                   |
|                   | CFEES - State Court Automation Fee                |                                       | \$ 882.50        |                  |                   |                   |
|                   | DCSAF - Drug Crime Special Assess Fee             |                                       | \$ 80.00         |                  |                   |                   |
|                   | NIFS - New Installment Fee - State                |                                       | \$ 1,767.50      |                  |                   |                   |
|                   | <b>Total for Check 7</b>                          |                                       | <b>Chk# 3861</b> |                  | <b>\$2,730.00</b> |                   |
| Check 8           | <b>Arkansas State Treasury</b>                    |                                       |                  |                  |                   |                   |
|                   | FTPIPFS - Arkansas First Responder Fund 80%       |                                       | \$ 10.00         |                  |                   |                   |
|                   | MVLF- Motor Vehicle Liability Fine                |                                       | \$ 30.00         |                  |                   |                   |
|                   | <b>Total for Check 8</b>                          |                                       | <b>Chk# 3862</b> |                  | <b>\$40.00</b>    |                   |
| Check 9           | <b>Washington County Treasurer</b>                |                                       |                  |                  |                   |                   |
|                   | CJF - County Jail Fee                             |                                       | \$ 1,470.00      |                  |                   |                   |
|                   | <b>Total for Check 9</b>                          |                                       | <b>Chk# 3863</b> |                  | <b>\$1,470.00</b> |                   |

|               |             |
|---------------|-------------|
| Monthly Total | \$20,340.00 |
| Year to Date  | \$20,340.00 |

 2-3-2023  
Ernie Penn, Mayor Date

 2-6-23  
Graham Nations, District Judge Date

 2/03/2023  
Kim Bentley, Chief Court Clerk Date



# Fire Department



## Feb. 2023 Monthly Report for the Mayor and City Council

The Truck committee will go to Wisconsin to do the final walkthrough of the new engine this month.

The new SCBA fill station was installed. This was purchased with Federal Grant Funding.

New garage door openers were installed at station 1.

All full time personnel will take a two week Inspector 1 course through the Arkansas Fire Academy.

### Farmington Fire Department

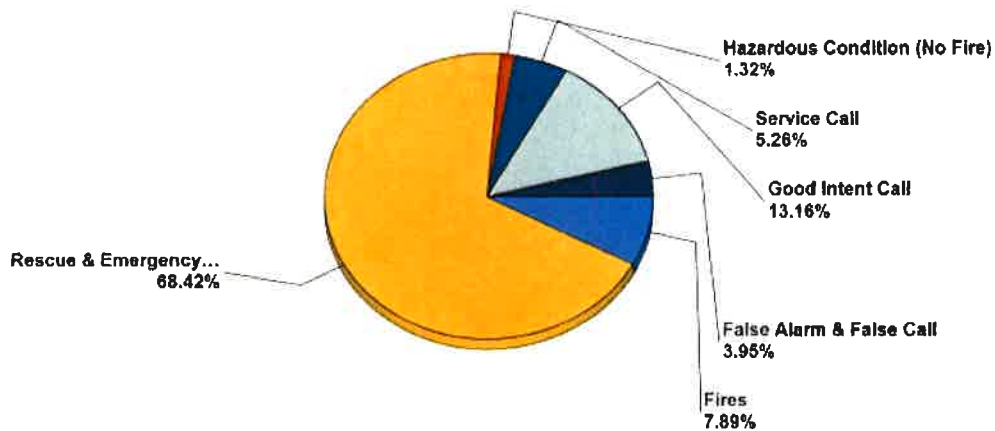
Farmington, AR

This report was generated on 1/30/2023 2:44:31 PM



#### Breakdown by Major Incident Types for Date Range

Zone(s): All Zones | Start Date: 01/01/2023 | End Date: 01/31/2023



| MAJOR INCIDENT TYPE                | # INCIDENTS | % of TOTAL  |
|------------------------------------|-------------|-------------|
| Fires                              | 6           | 7.89%       |
| Rescue & Emergency Medical Service | 52          | 68.42%      |
| Hazardous Condition (No Fire)      | 1           | 1.32%       |
| Service Call                       | 4           | 5.26%       |
| Good Intent Call                   | 10          | 13.16%      |
| False Alarm & False Call           | 3           | 3.95%       |
| <b>TOTAL</b>                       | <b>76</b>   | <b>100%</b> |

# Fire Department



## Farmington Fire Department

Farmington, AR

This report was generated on 1/30/2023 2:46:24 PM



### Code Hours Summary per Training Code For Date Range

Training Code(s): All Training Codes | Start Date: 01/01/2023 | End Date: 01/31/2023

| Total Training Hours By Code  |               |
|---|---------------|
| Total Hours for Training Code: Apparatus Driving Simulator                | 8:00          |
| Total Hours for Training Code: Care of Apparatus and Equipment            | 90:00         |
| Total Hours for Training Code: Emergency Response Guide Book              | 3:00          |
| Total Hours for Training Code: EMS CEU'S                                  | 36:00         |
| Total Hours for Training Code: Evaluation and Discipline                  | 3:00          |
| Total Hours for Training Code: Fire Ground Health and Safety              | 98:00         |
| Total Hours for Training Code: Fire Inspections                           | 24:00         |
| Total Hours for Training Code: Fire Inspector I Certification Course      | 31:00         |
| Total Hours for Training Code: Fire Pumps                                 | 5:30          |
| Total Hours for Training Code: Firefighting Tactics                       | 34:00         |
| Total Hours for Training Code: Firefighting Tools                         | 16:30         |
| Total Hours for Training Code: Forcible Entry                             | 8:30          |
| Total Hours for Training Code: Handling Problems, Conflicts, and Mistakes | 3:00          |
| Total Hours for Training Code: Hazmat Refresher                           | 34:00         |
| Total Hours for Training Code: Hose Practices                             | 13:30         |
| Total Hours for Training Code: Ladder Practices                           | 3:00          |
| Total Hours for Training Code: Leading the Fire Company                   | 17:00         |
| Total Hours for Training Code: Managing Incidents                         | 3:00          |
| Total Hours for Training Code: Map and Territory Study                    | 47:00         |
| Total Hours for Training Code: Monitoring Equipment                       | 6:00          |
| Total Hours for Training Code: Nozzels and Appliances                     | 11:00         |
| Total Hours for Training Code: Radio Communications                       | 4:00          |
| Total Hours for Training Code: Reports and Records                        | 6:00          |
| Total Hours for Training Code: Rescue: Equipment and Procedures           | 7:00          |
| Total Hours for Training Code: Ropes and Knots                            | 7:00          |
| Total Hours for Training Code: Safety and Risk Management                 | 3:00          |
| Total Hours for Training Code: SCBA                                       | 63:30         |
| Total Hours for Training Code: Scenario                                   | 2:00          |
| Total Hours for Training Code: Sprinklers and Standpipes                  | 10:30         |
| Total Hours for Training Code: Strategies and Tactics                     | 3:00          |
| Total Hours for Training Code: Training and Coaching                      | 16:00         |
| Total Hours for Training Code: Ventilation Practices                      | 4:30          |
| Total Hours for Training Code: Water Supply                               | 6:00          |
| <b>Totals for all selected Training Codes 1/1/2023 - 1/31/2023</b>        | <b>627:30</b> |
| <b>26 personnel</b>   |               |

| <b>JANUARY</b>       | <b>Citation</b>  | <b>Warning</b>   | <b>Warrant</b>  | <b>Total</b>      |
|----------------------|------------------|------------------|-----------------|-------------------|
| Bertorello - James   | 0                | 4                | 0               | 4                 |
| Bocchino - Justin    | 9                | 12               | 0               | 21                |
| Brotherton - James   | 0                | 0                | 5               | 5                 |
| Burnett - Nicholas   | 2                | 5                | 1               | 8                 |
| Cavin - James        | 5                | 0                | 0               | 5                 |
| Collins - John       | 1                | 6                | 0               | 7                 |
| Cooper - Jason       | 24               | 0                | 0               | 24                |
| James - Jacob        | 16               | 7                | 0               | 23                |
| Long - Dustin        | 9                | 9                | 0               | 18                |
| Mahone - Taron       | 13               | 2                | 2               | 17                |
| Standefer - Steven   | 2                | 0                | 0               | 2                 |
| Talley - Taylor      | 2                | 4                | 0               | 6                 |
| Virgin - Billie      | 0                | 0                | 1               | 1                 |
| <b><u>Totals</u></b> | <b><u>83</u></b> | <b><u>49</u></b> | <b><u>9</u></b> | <b><u>141</u></b> |

# Farmington Police Dept.

Offenses for Month 1/2022 and 1/2023

2/1/2023 5:43:04 AM

|  | <u>2022</u> | <u>2023</u> |
|--|-------------|-------------|
| AGGRAVATED ASSAULT ON A FAMILY OR HOUSEHOLD MEMBER                                   | 0           | 6           |
| ANY PARENT WHO PERMITS A CHILD TO ENGAGE IN SEXUAL EXPLICIT CONDUCT                  | 1           | 0           |
| ASSAULT ON FAMILY OR HOUSEHOLD MEMBER - 3RD DEGREE / APPREHENSION OF IMMINE          | 0           | 1           |
| BATTERY - 3RD DEGREE / PURPOSE OF CAUSING INJURY, CAUSES INJURY                      | 0           | 1           |
| Breaking or Entering/Vehicle   | 1           | 1           |
| BURGLARY, RESIDENTIAL  | 1           | 0           |
| CARELESS DRIVING   | 2           | 0           |
| CONTEMPT   | 21          | 20          |
| CRIMINAL MISCHIEF - 1ST DEGREE PROPERTY OF ANOTHER VALUE \$500 OR LESS               | 0           | 1           |
| CRIMINAL MISCHIEF - 1ST DEGREE / PROPERTY OF ANOTHER W/VALUE OF \$1,000 OR LESS      | 1           | 0           |
| CRIMINAL MISCHIEF - 2ND DEGREE / RECKLESSLY DESTROYS                                 | 1           | 2           |
| DOMESTIC BATTERING - 3RD DEGREE / PURPOSE OF CAUSING INJURY, CAUSES INJURY           | 2           | 6           |
| Drivers License Required   | 1           | 1           |
| DRIVING ON SUSPENDED LICENSE   | 1           | 0           |
| DWI (UNLAWFUL ACT)   | 3           | 2           |
| DWI - DRUGS (UNLAWFUL ACT)   | 0           | 1           |
| DWI - OPERATION OF VEHICLE DURING DWI LICENSE SUSPENSION OR REVOCATION               | 0           | 2           |
| ENDANGER WELFARE OF MINOR-1ST DEGREE-RISK OF DEATH / PHYSICAL INJURY-DESERT UNDER 10 | 0           | 2           |
| Excess Speed   | 0           | 1           |
| FAILURE TO APPEAR  |             |             |

|  | <u>2022</u> | <u>2023</u> |
|--|-------------|-------------|
|  | 23          | 19          |
| Failure to Pay Registration/No Vehicle License                             | 1           | 0           |
| FALSE IMPRISONMENT - 2ND DEGREE / INTERFERES WITH ANOTHER PERSONS LIBERTY  | 0           | 1           |
| FLEEING  | 0           | 2           |
| FRAUD - FINANCIAL IDENTITY   | 0           | 1           |
| FRAUD - NONFINANCIAL IDENTITY  | 0           | 1           |
| FURNISHING PROHIBITED ARTICLES   | 0           | 1           |
| HARASSING COMMUNICATIONS / TELEPHONE, TELEGRAPH, MAIL, OR ANY WRITTEN FORM | 1           | 1           |
| Ignition Interlock Devices Violation                                       | 1           | 2           |
| Improper Lane Change/Use   | 0           | 2           |
| INATTENTIVE DRIVING  | 0           | 3           |
| Info Only  | 1           | 0           |
| Leaving Scene of Accident/Property Damage                                  | 1           | 0           |
| Left of Center   | 1           | 1           |
| No Proof Insurance   | 0           | 1           |
| OBSTRUCTING GOVERNMENTAL OPERATIONS / OBSTRUCTS, IMPAIRS, HINDERS, THE PER | 1           | 1           |
| POSSESSION OF A CONTROLLED SUBSTANCE - MARIJUANA                           | 0           | 2           |
| POSSESSION OF CONTROLLED SUBSTANCED SCHEDULE III                           | 0           | 1           |
| POSSESSION OF DRUG PARAPHERNALIA   | 0           | 1           |
| POSSESSION OF FIREARM BY CERTAIN PERSONS                                   | 1           | 0           |
| PUBLIC INTOXICATION / DRINKING IN PUBLIC                                   | 1           | 1           |
| RECKLESS DRIVING   | 1           | 2           |
| RESISTING ARREST - REFUSAL TO SUBMIT TO ARREST / ACTIVE OR PASSIVE REFUSAL | 0           | 2           |

Run Stop Sign

Copyright Relativity Inc.© - RPS(Relativity Public Safety)

2 of 3

2/1/2023 5:43:04 AM

|  | <u>2022</u> | <u>2023</u> |
|--|-------------|-------------|
| RUNAWAY  | 0           | 2           |
| SEXUAL INDECENCY WITH A CHILD  | 0           | 1           |
| TERRORISTIC THREATENING/2nd Degree                                     | 1           | 0           |
| THEFT \$1,000 OR LESS - ALL OTHERS                                     | 0           | 1           |
| THEFT \$1,000 OR LESS - FROM VEHICLE                                   | 0           | 1           |
| THEFT OF PROPERTY / ALL OTHER  | 2           | 1           |
| THEFT OF VEHICLE VALUED AT \$5,000 OR LESS BUT GREATER THAN \$1,000    | 1           | 0           |
| THEFT OF VEHICLE VALUED AT LESS THAN \$25,000 BUT GREATER THAN \$5,000 | 1           | 0           |
| UNATTENDED DEATH/NATURAL CAUSES  | 0           | 1           |
| VIOLATION OF IMPLIED CONSENT   | 1           | 2           |
|  | 1           | 1           |
| <b>Totals:</b>   | <b>75</b>   | <b>102</b>  |

# Permit Report

01/01/2023 - 01/31/2023

| Permit # | Permit Date | Site Address       | Permit Type  | Type of Work | Type of Building | Description of Work                          | Contractor               | Total Fees |
|----------|-------------|--------------------|--------------|--------------|------------------|--|--------------------------|------------|
| 6884     | 1/27/2023   | 175 W Main         | Plumbing/Gas | Remodel      | Commercial       | Plumbing for commercial remodel              | Solid Skilled Services   | \$60.00    |
| 6883     | 1/27/2023   | 175 W Main         | Electric     | Remodel      | Commercial       | Electric for remodel                         | Hill Electric            | \$60.00    |
| 6882     | 1/27/2023   | 220 Pennsylvania   | Mechanical   | New          | Residential      | HVAC for new house                           | Anderson Heating and Air | \$55.00    |
| 6881     | 1/26/2023   | 205 N Hunter       | Electric     | New          | Commercial       | Cox supply cable                             | Bartle Communication     | \$20.00    |
| 6880     | 1/23/2023   | 175 W Main         | Building     | Remodel      | Commercial       | tearing out sheetrock, framing, new subfloor | Yalacki Construction     | \$0.00     |
| 6879     | 1/23/2023   | 670 Bison Run      | Building     | Addition     | Residential      | Solar addition on house                      | Freedom Forever LLC      | \$336.00   |
| 6878     | 1/23/2023   | 351 Emerald Woods  | Building     | Addition     | Residential      | Solar for new house                          | Lumio HX, INC            | \$205.00   |
| 6877     | 1/23/2023   | 139 Pitts          | Building     | New          | Residential      | New House                                    | Vision Homes             | \$1,486.00 |
| 6876     | 1/20/2023   | 311 Nightfall      | Building     | New          | Residential      | New House                                    | Riverwood Homes          | \$982.00   |
| 6875     | 1/20/2023   | 293 Nightfall      | Building     | New          | Residential      | New House                                    | Riverwood Homes          | \$982.00   |
| 6874     | 1/20/2023   | 12369 Clyde Carnes | Electric     | New          | Residential      | Electric for shop building                   | Homeowner                | \$25.00    |
| 6872     | 1/20/2023   | 10985 Blue Sky     | Electric     | New          | Residential      | Electric for new pool                        | Dynamis Electric         | \$35.00    |
| 6871     | 1/18/2023   | 10985 Blue Sky     | Pool         | New          | Residential      | New Pool                                     | Dusty Brad Sims Co       | \$541.00   |

|      |           |                     |              |        |               |                           |                          |            |
|------|-----------|---------------------|--------------|--------|---------------|---------------------------|--------------------------|------------|
| 6870 | 1/17/2023 | 214 Sheep Dog       | Mechanical   | New    | Residential   | HVAC for new house        | Pool's refrigeration     | \$70.00    |
| 6869 | 1/17/2023 | 12551 Jimmy Devault | Electric     | New    | Single Family | Electric for new house    | A & B Electric           | \$55.00    |
| 6868 | 1/13/2023 | 109 Sable           | Plumbing/Gas | Repair | Residential   | Water Heater replacement  | Paschal                  | \$25.00    |
| 6867 | 1/13/2023 | 12551 Jimmy Devault | Mechanical   | New    | Single Family | Mechanical for new house  | Air Fix                  | \$130.00   |
| 6866 | 1/11/2023 | 12008 Hwy 170       | Electric     | Repair | Residential   | Change service            | Rare Valley Electric     | \$25.00    |
| 6865 | 1/11/2023 | 241 New York        | Building     | New    | Residential   | New House                 | DR Horton                | \$967.00   |
| 6864 | 1/11/2023 | 234 Idaho           | Building     | New    | Residential   | New House                 | DR Horton                | \$1,009.00 |
| 6863 | 1/11/2023 | 258 New York        | Building     | New    | Residential   | New House                 | DR Horton                | \$967.00   |
| 6862 | 1/11/2023 | 241 Idaho           | Building     | New    | Residential   | New House                 | DR Horton                | \$1,030.00 |
| 6861 | 1/11/2023 | 246 New York        | Building     | New    | Residential   | New House                 | DR Horton                | \$1,081.00 |
| 6860 | 1/11/2023 | 81 S Hunter D       | Electric     | New    | Multi-Family  | Electric for new duplex   | Pittman Electric         | \$130.00   |
| 6859 | 1/11/2023 | 81 S Hunter C       | Electric     | New    | Multi-Family  | Electric for new townhome | Pittman Electric         | \$250.00   |
| 6858 | 1/11/2023 | 81 S Hunter B       | Electric     | New    | Multi-Family  | Electric for new townhome | Pittman Electric         | \$250.00   |
| 6857 | 1/10/2023 | 299 Divine Court    | Building     | New    | Residential   | New House                 | Riverwood Homes          | \$958.00   |
| 6856 | 1/10/2023 | 284 Coventry        | Building     | New    | Residential   | New House                 | Riverwood Homes          | \$1,045.00 |
| 6855 | 1/10/2023 | 268 Nightfall       | Building     | New    | Residential   | New House                 | Riverwood Homes          | \$1,045.00 |
| 6854 | 1/6/2023  | 11148 Frisco        | Pool         | New    | Residential   | New Pool                  | Burton Holdings          | \$400.00   |
| 6853 | 1/6/2023  | 67 Dakota Trail     | Mechanical   | Repair | Residential   | HVAC change out           | Franklin Heating and air | \$40.00    |



|      |          |                    |              |          |             |                        |                            |            |
|------|----------|--------------------|--------------|----------|-------------|------------------------|----------------------------|------------|
| 6852 | 1/5/2023 | 308 Coventry       | Building     | New      | Residential | New House              | Riverwood Homes            | \$1,045.00 |
| 6851 | 1/5/2023 | 278 Coventry       | Building     | New      | Residential | New House              | Riverwood Homes            | \$1,045.00 |
| 6850 | 1/5/2023 | 185 Wesley Stevens | Mechanical   | New      | Residential | HVAC for new house     | Adonai Air                 | \$60.00    |
| 6848 | 1/4/2023 | 256                | Building     | New      | Residential | New House              | DR Horton                  | \$1,030.00 |
| 6847 | 1/4/2023 | 269 Nightfall      | Building     | New      | Residential | New House              | Riverwood Homes            | \$1,045.00 |
| 6846 | 1/4/2023 | 296 Coventry       | Building     | New      | Residential | New House              | Riverwood Homes            | \$1,045.00 |
| 6845 | 1/4/2023 | 323 Divine Court   | Building     | New      | Residential | New House              | Riverwood Homes            | \$1,198.00 |
| 6844 | 1/4/2023 | 290 Coventry       | Building     | New      | Residential | New House              | Riverwood Homes            | \$1,045.00 |
| 6843 | 1/4/2023 | 311 Divine Court   | Building     | New      | Residential | New House              | Riverwood Homes            | \$1,198.00 |
| 6842 | 1/4/2023 | 159 Rob            | Building     | Addition | Residential | Enclosing patio        | Stone Harbor Custom Homes  | \$230.00   |
| 6841 | 1/4/2023 | 11726 Giles        | Mechanical   | New      | Residential | HVAC for new house     | Doyles Heating and Cooling | \$100.00   |
| 6840 | 1/4/2023 | 11732 Giles        | Mechanical   | New      | Residential | HVAC for new house     | Doyles Heating and Cooling |            |
| 6839 | 1/4/2023 | 12362 Hwy 170      | Mechanical   | Remodel  | Residential | Adding 2 mini splits   | Super Cool and Heating Air | \$40.00    |
| 6838 | 1/4/2023 | 286 Nightfall      | Building     | New      | Residential | New House              | Riverwood Homes            | \$958.00   |
| 6837 | 1/4/2023 | 131 Sheep Dog      | Plumbing/Gas | New      | Residential | Plumbing for new house | Jason Humphrey plumbing    | \$60.00    |
| 6836 | 1/4/2023 | 119 Sheep Dog      | Plumbing/Gas | New      | Residential | Plumbing for new house | Jason Humphrey plumbing    | \$60.00    |

|      |          |                 |              |         |             |                              |                         |                    |
|------|----------|-----------------|--------------|---------|-------------|------------------------------|-------------------------|--------------------|
| 6835 | 1/4/2023 | 107 Sheep Dog   | Plumbing/Gas | New     | Residential | Plumbing for new house       | Jason Humphrey plumbing | \$60.00            |
| 6834 | 1/3/2023 | 470 Eagle Ridge | Electric     | New     | Residential | Electric for detached garage | Grajeda Data            | \$30.00            |
| 6833 | 1/3/2023 | 12362 Hwy 170   | Electric     | Remodel | Residential | Electrical for new home      | Norwood Electric        | \$45.00            |
|      |          |                 |              |         |             |                              |                         | <b>\$24,558.00</b> |

Total Records: 50

2/3/2023

## Library

## Circulation and Patron Services

|                        | JAN   | FEB   | MAR    | APR    | MAY    | JUN    | JUL    | AUG    | SEPT   | OCT    | NOV    | DEC    |
|------------------------|-------|-------|--------|--------|--------|--------|--------|--------|--------|--------|--------|--------|
| 2023                   |       |       |        |        |        |        |        |        |        |        |        |        |
| Total Check Outs       | 4,478 |       |        |        |        |        |        |        |        |        |        |        |
| YTD Check Outs         | 4,478 |       |        |        |        |        |        |        |        |        |        |        |
| Total Check In         | 2,091 |       |        |        |        |        |        |        |        |        |        |        |
| YTD Check In           | 2,091 |       |        |        |        |        |        |        |        |        |        |        |
| Holds Satisfied        | 454   |       |        |        |        |        |        |        |        |        |        |        |
| YTD Hold Satisfied     | 454   |       |        |        |        |        |        |        |        |        |        |        |
| PAC Logins             | 481   |       |        |        |        |        |        |        |        |        |        |        |
| YTD PAC Logins         | 481   |       |        |        |        |        |        |        |        |        |        |        |
| New Cardholders        | 34    |       |        |        |        |        |        |        |        |        |        |        |
| YTD New Cardholders    | 34    |       |        |        |        |        |        |        |        |        |        |        |
| eMedia Circulation     | 411   |       |        |        |        |        |        |        |        |        |        |        |
| YTD eMedia Circulation | 411   |       |        |        |        |        |        |        |        |        |        |        |
| 2022                   |       |       |        |        |        |        |        |        |        |        |        |        |
| Total Check Outs       | 3,646 | 3,655 | 3,512  | 3,601  | 3,734  | 5,537  | 4,865  | 4,823  | 4,228  | 4,289  | 4,156  | 4,053  |
| YTD Check Outs         | 3,646 | 7,301 | 10,813 | 14,414 | 18,148 | 23,685 | 28,550 | 33,373 | 37,601 | 41,890 | 46,046 | 50,099 |
| Total Check In         | 1,925 | 2,056 | 2,073  | 2,083  | 2,077  | 2,893  | 3,112  | 2,754  | 2,388  | 2,186  | 2,324  | 2,163  |
| YTD Check In           | 1,925 | 3,981 | 6,054  | 8,137  | 10,214 | 13,107 | 16,219 | 18,973 | 21,361 | 23,547 | 25,871 | 28,034 |
| Holds Satisfied        | 484   | 351   | 461    | 366    | 440    | 484    | 509    | 486    | 447    | 415    | 419    | 386    |
| YTD Hold Satisfied     | 484   | 835   | 1,296  | 1,662  | 2,102  | 2,586  | 3,095  | 3,581  | 4,028  | 4,443  | 4,862  | 5,248  |
| PAC Logins             | 513   | 468   | 479    | 496    | 459    | 514    | 587    | 534    | 471    | 443    | 395    | 408    |
| YTD PAC Logins         | 513   | 981   | 1,460  | 1,956  | 2,415  | 2,929  | 3,516  | 4,050  | 4,521  | 4,964  | 5,359  | 5,767  |
| New Cardholders        | 33    | 20    | 25     | 25     | 38     | 62     | 45     | 62     | 61     | 40     | 47     | 29     |
| YTD New Cardholders    | 33    | 53    | 78     | 103    | 141    | 203    | 248    | 310    | 371    | 411    | 458    | 487    |
| eMedia Circulation     | 268   | 378   | 399    | 305    | 267    | 247    | 258    | 309    | 288    | 318    | 272    | 286    |
| YTD eMedia Circulation | 268   | 646   | 1,045  | 1,350  | 1,617  | 1,864  | 2,122  | 2,431  | 2,719  | 3,037  | 3,309  | 3,595  |

## Library

## Computer Use

|                                  | JAN | FEB | MAR | APR | MAY | JUN | JUL | AUG   | SEP   | OCT   | NOV   | DEC   |
|----------------------------------|-----|-----|-----|-----|-----|-----|-----|-------|-------|-------|-------|-------|
| 2023                             |     |     |     |     |     |     |     |       |       |       |       |       |
| Early Literacy Station Users     | 130 |     |     |     |     |     |     |       |       |       |       |       |
| YTD Early Literacy Station Users | 130 |     |     |     |     |     |     |       |       |       |       |       |
| Users                            | 146 |     |     |     |     |     |     |       |       |       |       |       |
| YTD Users                        | 146 |     |     |     |     |     |     |       |       |       |       |       |
| 2022                             |     |     |     |     |     |     |     |       |       |       |       |       |
| Early Literacy Station Users     | 0   | 0   | 133 | 147 | 161 | 287 | 161 | 202   | 143   | 152   | 150   | 138   |
| YTD Early Literacy Station Users | 0   | 0   | 133 | 280 | 441 | 728 | 889 | 1,091 | 1,234 | 1,386 | 1,536 | 1,674 |
| Users                            | 104 | 86  | 134 | 135 | 118 | 112 | 129 | 135   | 157   | 169   | 110   | 135   |
| YTD Users                        | 104 | 190 | 324 | 459 | 577 | 689 | 818 | 953   | 1,110 | 1,279 | 1,389 | 1,524 |



Library

Programs and Meetings

|   | JAN | FEB | MAR | APR | MAY | JUN | JUL | AUG | SEP | OCT | NOV | DEC |
|---|-----|-----|-----|-----|-----|-----|-----|-----|-----|-----|-----|-----|
| 2023                                      |     |     |     |     |     |     |     |     |     |     |     |     |
| Book Club Adult                           | 3   |     |     |     |     |     |     |     |     |     |     |     |
| Book Club Teen                            |     |     |     |     |     |     |     |     |     |     |     |     |
| Book Club Tween                           |     |     |     |     |     |     |     |     |     |     |     |     |
| Community Story Time                      |     |     |     |     |     |     |     |     |     |     |     |     |
| Meeting Room Use                          | 15  |     |     |     |     |     |     |     |     |     |     |     |
| Movie Showing                             |     |     |     |     |     |     |     |     |     |     |     |     |
| Outreach                                  |     |     |     |     |     |     |     |     |     |     |     |     |
| Study Room Use                            | 38  |     |     |     |     |     |     |     |     |     |     |     |
| Technology Instruction Session            |     |     |     |     |     |     |     |     |     |     |     |     |
| Teen Writer's Guild                       | 3   |     |     |     |     |     |     |     |     |     |     |     |
| Total Monthly Program Attendance          | 6   |     |     |     |     |     |     |     |     |     |     |     |
| Number of General Interest Programs       |     |     |     |     |     |     |     |     |     |     |     |     |
| Number of Juvenile Programs               |     |     |     |     |     |     |     |     |     |     |     |     |
| Number of Young Adult Programs            | 2   |     |     |     |     |     |     |     |     |     |     |     |
| Number of Adult Programs                  | 1   |     |     |     |     |     |     |     |     |     |     |     |
| Number of Non-library Meeting Room Events | 1   |     |     |     |     |     |     |     |     |     |     |     |

Library

Daily Visitors

|            | JAN   | FEB   | MAR   | APR   | MAY   | JUN    | JUL    | AUG    | SEP    | OCT    | NOV    | DEC    |
|------------|-------|-------|-------|-------|-------|--------|--------|--------|--------|--------|--------|--------|
| 2023       |       |       |       |       |       |        |        |        |        |        |        |        |
| Visits     | 1,441 |       |       |       |       |        |        |        |        |        |        |        |
| YTD Visits | 1,441 |       |       |       |       |        |        |        |        |        |        |        |
| 2022       |       |       |       |       |       |        |        |        |        |        |        |        |
| Visits     | 1,730 | 1,092 | 1,460 | 1,924 | 1,417 | 2,514  | 1,718  | 1,550  | 1,618  | 1,713  | 2,508  | 1,590  |
| YTD Visits | 1,730 | 2,822 | 4,282 | 6,206 | 7,623 | 10,137 | 11,855 | 13,405 | 15,023 | 16,736 | 19,244 | 20,834 |

## Planning Commission Minutes January 23, 2023 at 6 PM

1. **ROLL CALL** – Meeting which was available in person was called to order by Chair Robert Mann. A quorum was present.

### **PRESENT**

Robert Mann, Chair  
Gerry Harris, Vice Chair  
Bobby Wilson  
Chad Ball  
Keith Macedo  
Norm Toering  
Howard Carter

### **ABSENT**

Judy Horne

**City Employees Present:** Melissa McCarville, City Business Manager; Rick Bramall, City Building Inspector; Mayor Ernie Penn; Jay Moore, City Attorney; Bill Hellard, Fire Chief; Chris Brackett, City Engineer

2. **Approval of Minutes:** The November and December 2022 minutes were approved as written.

3. **Comments from Citizens:** None.

### **Public Hearings:**

#### **4A. Preliminary Plat- Goose Creek Ph. 5; Owner - Red Canyon Development; Location - west of Goose Creek Ph. 2; Presented by Jorgensen & Associates:**

Jared Inman with Jorgensen & Associates was present to discuss the request. There will be 101 buildable lots. Mr. Inman had received City Engineer Brackett's memo that listed conditions for approval of the Preliminary Plat. We added a condition of no construction traffic is to go through Silverthorne Subdivision. They need to block off McCloud until the streets are paved and houses are built. This would then be referred to the Fire Marshall for further review.

Chris Brackett's memo with conditions is as follows:

“The Preliminary Plat for the Goose Creek Village Phase V has been reviewed and it is our opinion that the Planning Commission's approval should be conditional on the following comments.

1. The fire hydrant locations and traffic circle shown on the plat must be reviewed and approved by the Fire Department.
2. The water and sewer improvements must be reviewed and approved by the City of Fayetteville Engineering Department and the Arkansas Department of Health prior to construction plan approval.
3. Payment in lieu of Park Land Conveyance will be required for this subdivision at \$600 per single family unit. This fee will be \$60,600 for the 101 lots.
4. Lot 263 shall be shown as unbuildable.
5. A completed Grading Permit Application and fee must be submitted prior to final approval of the plans. A preconstruction conference will be required prior to any mass grading on the site. The owner, their engineering consultant, and their contractor responsible for the best management practices will be required to attend this conference.
6. After a final review set of plans and drainage report has been approved by KMS, the applicant should submit to the City two (2) sets of full size plans and three (3) sets of half size plans, and two (2) copies of the final drainage report that have been sealed by the engineer of record for final approval and distribution.”

## **Public Comment:**

Phyllis Young- 546 Goose Creek: She objects to any further development until the drainage is fixed. She stated that she is not there to argue the merits of the lawsuit. This has caused the drainage to channel onto her property causing damage. There is more velocity from the subdivisions going down her property. There have been many other citizens that are stating the same things for their properties. She wants the Planning Commission to not approve the preliminary plat for the fifth phase. She has pictures to share showing the damage done to her property.

Derek Travis-13975 Little Elm: He has given his impact statement. He has lived next to Goose Creek for a year. His land has flooded and caused damage. Since his land is not in the flood plain he didn't have flood insurance. In order to purchase flood insurance the cost was very high. We need to consider the growth and the effect that it will have on drainage. Can they not get more retention or drainage plans?

Mark Bradley - 693 Goose Creek: He owns 50 acres along Goose Creek. He would like a committee be formed to study before and after development impacts. We would like to have scientific studies and erosion studies done as well. The erosion has taken some of his farmland and he wonders how much that will take from his farmland in future.

Delcina Cunico - 31671 Goose Creek: She agrees with the other citizens. Goose Creek encompasses Farmington, Fayetteville and Washington County. There were floods on her property back in 2011, 2017 and 2022. Her other concern about phase 5 is does it encompass an additional 12 acres.. She doesn't believe that one detention area will handle the drainage.

Shane Sparks- 13579 Goose Creek: He had flooding on his property. He had 18 inches of water running through his house. He is concerned for his 74 year old mother who lived on the property. He did have flood insurance but they have taken a lot of time to evaluate the damages and it is still not fixed. It has been a difficult process and the flooding has impacted their lives.

Hal Henson- 11651 E. Creek Lane: He is concerned about some possible drainage issues behind his house. About three months ago, he saw trucks in the 40 acre field behind his house. He is concerned with the growth of Farmington which will continue to be an issue. The 400 homes that are in his subdivision will be impacted and will continue to be impacted as development proceeds. He wants to raise the level of decision making.

The committee to document the before and after of each development would be a good idea. City Attorney, Jay Moore addressed the room. If a development meets everything set forth in our Ordinances and State/Federal Laws we can not deny the developers. They have a right to build as long as they have met these criteria. If denied the City becomes open to a lawsuit from the developer. The Planning Commission reviews the ordinances to see if the developer meets all of our requirements. In order for change to happen, the ordinances have to be changed. There is a legal burden to determine if the developer has met all our ordinance requirements. Robert Mann stated going forward we will need to make tweaks to our ordinances. Jay Moore, City Attorney, stated Phyllis Young has filed more legal documents which may change things. Keith Macedo asked if the plats are available to view online. The plats will always be available to review at City Hall. We also have the capability to get them the plats via email or in person. Keith asked if the detention was the same as Phase I, II, and III. This was confirmed by Jared Inman with Jorgensen & Associates. Chris Brackett explained that for the Final Plat will be the next step. There will be a preconstruction conference. They will be issued a grading permit to build and pave the roads. Houses can not be built until the infrastructure is complete.

Having no further discussion, Robert Mann called the question to table the Preliminary Plat for Goose Creek Ph. 5. This is subject to Chris Brackett's memo as well as no construction traffic through Silverthorne subdivision. Upon roll call, the motion passed unanimously.

**Adjournment:** Having no further business, the in-person Planning Commission meeting was adjourned at 6:35 PM.

---

Gerry Harris- Vice Chair

---

Robert Mann, Chair



# OZARK REGIONAL TRANSIT

## Operating Statistics

### January 2023

|                                 | January 2023 |            |        |         | Year To Date |            |        |         |
|---------------------------------|--------------|------------|--------|---------|--------------|------------|--------|---------|
|                                 | This Year    | Prior Year | Change | % Chg   | This Year    | Prior Year | Change | % Chg   |
| <b>FIXED ROUTE</b>              |              |            |        |         |              |            |        |         |
| Passenger Boardings             | 12,071       | 12,558     | -487   | -3.9%   | 12,071       | 12,558     | -487   | -3.9%   |
| Passengers per Hour             | 8.4          | 6.2        | 2.3    | 36.8%   | 8.4          | 6.2        | 2.3    | 36.8%   |
| Passengers per Day              | 671          | 598        | 73     | 12.1%   | 671          | 598        | 73     | 12.1%   |
| ADA Complementary Paratransit   | 691          | 787        | -96    | -12.2%  | 691          | 787        | -96    | -12.2%  |
| Bike Passengers                 | 236          | 208        | 28     | 13.5%   | 236          | 208        | 28     | 13.5%   |
| Revenue Hours                   | 1,433        | 2,040      | -607   | -29.7%  | 1,433        | 2,040      | -607   | -29.7%  |
| Service Hours                   | 1,505        | 2,162      | -657   | -30.4%  | 1,505        | 2,162      | -657   | -30.4%  |
| Revenue Miles                   | 24,658       | 29,054     | -4,396 | -15.1%  | 24,658       | 29,054     | -4,396 | -15.1%  |
| Service Miles                   | 26,584       | 31,920     | -5,336 | -16.7%  | 26,584       | 31,920     | -5,336 | -16.7%  |
| <b>ON DEMAND</b>                |              |            |        |         |              |            |        |         |
| Passenger Boardings (Weekdays)  | 3,972        | 625        | 3,347  | 535.5%  | 3,972        | 625        | 3,347  | 535.5%  |
| Passenger Boardings (Saturdays) | 346          | 26         | 320    | 1230.8% | 346          | 26         | 320    | 1230.8% |
| Total Passengers                | 4,318        | 651        | 3,667  | 563.3%  | 4,318        | 651        | 3,667  | 563.3%  |
| Passengers per Hour (Weekdays)  | 3.6          | 1.4        | 2.2    | 155.3%  | 3.6          | 1.4        | 2.2    | 155.3%  |
| Passengers per Hour (Saturdays) | 3.8          | 0.9        | 3.0    | 343.6%  | 3.8          | 0.9        | 3.0    | 343.6%  |
| Passengers per Day (Weekdays)   | 221          | 30         | 191    | 641.4%  | 221          | 30         | 191    | 641.4%  |
| Passengers per Day (Saturdays)  | 115          | 7          | 109    | 1674.4% | 115          | 7          | 109    | 1674.4% |
| Bike Passengers                 | 56           | 0          | 56     | 100.0%  | 56           | 0          | 56     | 100.0%  |
| Revenue Hours                   | 1,289        | 492        | 798    | 162.3%  | 1,289        | 492        | 798    | 162.3%  |
| Service Hours                   | 1,415        | 536        | 879    | 164.2%  | 1,415        | 536        | 879    | 164.2%  |
| Revenue Miles                   | 18,991       | 4,756      | 14,235 | 299.3%  | 18,991       | 4,756      | 14,235 | 299.3%  |
| Service Miles                   | 21,931       | 6,076      | 15,855 | 260.9%  | 21,931       | 6,076      | 15,855 | 260.9%  |
| <b>PARATRANSIT</b>              |              |            |        |         |              |            |        |         |
| Passenger Boardings             | 981          | 1,065      | -84    | -7.9%   | 981          | 1,065      | -84    | -7.9%   |
| Passengers per Hour             | 1.8          | 1.4        | 0.4    | 29.8%   | 1.8          | 1.4        | 0.4    | 29.8%   |
| Passengers per Day              | 55           | 51         | 4      | 7.5%    | 55           | 51         | 4      | 7.5%    |
| Revenue Hours                   | 533          | 751        | -218   | -29.0%  | 533          | 751        | -218   | -29.0%  |
| Service Hours                   | 776          | 926        | -150   | -16.2%  | 776          | 926        | -150   | -16.2%  |
| Revenue Miles                   | 7,520        | 8,724      | -1,204 | -13.8%  | 7,520        | 8,724      | -1,204 | -13.8%  |
| Service Miles                   | 8,969        | 10,794     | -1,825 | -16.9%  | 8,969        | 10,794     | -1,825 | -16.9%  |
| <b>TOTAL</b>                    |              |            |        |         |              |            |        |         |
| Passenger Boardings (Weekdays)  | 17,024       | 14,248     | 2,776  | 19.5%   | 17,024       | 14,248     | 2,776  | 19.5%   |
| Passenger Boardings (Saturdays) | 346          | 26         | 320    | 1230.8% | 346          | 26         | 320    | 1230.8% |
| Total Passengers                | 17,370       | 14,274     | 3,096  | 21.7%   | 17,370       | 14,274     | 3,096  | 21.7%   |
| Charter/Shuttle Passengers      | 338          | 9,369      | -9,031 | -96.4%  | 338          | 9,369      | -9,031 | -96.4%  |
| Grand Total                     | 17,708       | 23,643     | -5,935 | -25.1%  | 17,708       | 23,643     | -5,935 | -25.1%  |

|                                   | January 2023 |            |        |        | Year To Date |            |        |        |
|-----------------------------------|--------------|------------|--------|--------|--------------|------------|--------|--------|
|                                   | This Year    | Prior Year | Change | % Chg  | This Year    | Prior Year | Change | % Chg  |
| Weekdays                          | 18           | 21         | -3     | -14.3% | 18           | 21         | -3     | -14.3% |
| Saturdays                         | 3            | 4          | -1     | -25.0% | 3            | 4          | -1     | -25.0% |
| Revenue Vehicles                  | 32           | 31         | 1      | 3.2%   |              |            |        |        |
| Non-Revenue Vehicles              | 7            | 6          | 1      | 16.7%  |              |            |        |        |
| Total Vehicles                    | 39           | 37         | 2      | 5.4%   |              |            |        |        |
| Total Miles (All Vehicles)        | 62,976       | 57,823     | 5,153  | 8.9%   | 62,976       | 57,823     | 5,153  | 8.9%   |
| Diesel Fuel Consumed              | 3,223        | 4,398      | -1,176 | -26.7% | 3,223        | 4,398      | -1,176 | -26.7% |
| Gas Consumed                      | 3,583        | 2,767      | 816    | 29.5%  | 3,583        | 2,767      | 816    | 29.5%  |
| Miles Per Gallon                  | 9.3          | 8.1        | 1.2    | 14.7%  | 9.3          | 8.1        | 1.2    | 14.7%  |
| Road calls                        | 1            | 2          | -1     | -50.0% | 1            | 2          | -1     | -50.0% |
| Accidents                         | 2            | 1          | 1      | 100.0% | 2            | 1          | 1      | 100.0% |
| Operations (Full Time Equivalent) | 40           | 40         | 0      | 0.0%   |              |            |        |        |
| Maintenance                       | 10           | 10         | 0      | 0.0%   |              |            |        |        |
| Administration                    | 9            | 10         | -1     | -10.0% |              |            |        |        |
| Total                             | 59           | 60         | -1     | -1.7%  |              |            |        |        |

# Route Summary

January 2023

## Fixed Routes

| Route        | Days | Passengers   |               | Revenue Hours |                | Revenue Miles  |                 | Service Hours |                | Service Miles  |                 |
|--------------|------|--------------|---------------|---------------|----------------|----------------|-----------------|---------------|----------------|----------------|-----------------|
|              |      | Daily        | Total         | Daily         | Total          | Daily          | Total           | Daily         | Total          | Daily          | Total           |
| 10           | 18   | 191.4        | 3,445         | 13.0          | 234.0          | 162.9          | 2,932.8         | 13.5          | 243.0          | 173.3          | 3,120.0         |
| 20           | 18   | 194.2        | 3,496         | 13.5          | 243.0          | 193.1          | 3,475.4         | 14.5          | 261.0          | 213.3          | 3,839.0         |
| 61           | 18   | 128.9        | 2,321         | 13.0          | 234.0          | 209.4          | 3,768.8         | 13.5          | 243.0          | 219.8          | 3,956.0         |
| 62           | 18   | 116.5        | 2,097         | 13.6          | 244.5          | 171.1          | 3,079.0         | 14.1          | 253.5          | 177.1          | 3,187.0         |
| 63           | 15   | 13.5         | 202           | 8.0           | 120.0          | 144.7          | 2,170.0         | 8.0           | 120.0          | 144.7          | 2,170.0         |
| 490-1        | 9    | 22.0         | 198           | 12.6          | 113.8          | 330.3          | 2,973.0         | 13.6          | 122.8          | 370.3          | 3,333.0         |
| 490-2        | 18   | 17.3         | 312           | 13.6          | 244.2          | 347.7          | 6,259.0         | 14.6          | 262.2          | 387.7          | 6,979.0         |
| <b>Total</b> |      | <b>683.9</b> | <b>12,071</b> | <b>87.3</b>   | <b>1,433.4</b> | <b>1,559.2</b> | <b>24,658.0</b> | <b>91.8</b>   | <b>1,505.4</b> | <b>1,686.2</b> | <b>26,584.0</b> |

## On Demand (Weekday)

| Route        | Days | Passengers   |              | Revenue Hours |                | Revenue Miles |                 | Service Hours |                | Service Miles  |                 |
|--------------|------|--------------|--------------|---------------|----------------|---------------|-----------------|---------------|----------------|----------------|-----------------|
|              |      | Daily        | Total        | Daily         | Total          | Daily         | Total           | Daily         | Total          | Daily          | Total           |
| F1           | 18   | 35.2         | 634          | 12.5          | 225.0          | 173.5         | 3,123.8         | 13.0          | 234.0          | 183.9          | 3,311.0         |
| R1           | 18   | 43.2         | 777          | 12.3          | 221.0          | 194.5         | 3,501.0         | 13.3          | 239.0          | 219.5          | 3,951.0         |
| R2           | 18   | 40.1         | 721          | 11.8          | 213.0          | 178.6         | 3,214.0         | 12.8          | 231.0          | 203.6          | 3,664.0         |
| B1           | 18   | 41.6         | 748          | 12.7          | 229.0          | 174.3         | 3,136.8         | 14.1          | 253.0          | 204.7          | 3,684.0         |
| B2           | 18   | 41.0         | 738          | 11.8          | 213.0          | 170.9         | 3,076.8         | 13.2          | 237.0          | 201.3          | 3,624.0         |
| B3           | 14   | 25.3         | 354          | 7.0           | 98.0           | 105.0         | 1,469.4         | 8.3           | 116.7          | 135.4          | 1,895.0         |
| <b>Total</b> |      | <b>226.3</b> | <b>3,972</b> | <b>68.2</b>   | <b>1,199.0</b> | <b>996.8</b>  | <b>17,521.8</b> | <b>74.7</b>   | <b>1,310.7</b> | <b>1,148.4</b> | <b>20,129.0</b> |

## On Demand (Saturday)

| Route        | Days | Passengers   |            | Revenue Hours |             | Revenue Miles |                | Service Hours |              | Service Miles |                |
|--------------|------|--------------|------------|---------------|-------------|---------------|----------------|---------------|--------------|---------------|----------------|
|              |      | Daily        | Total      | Daily         | Total       | Daily         | Total          | Daily         | Total        | Daily         | Total          |
| F1           | 0    | 0.0          | 0          | 0.0           | 0.0         | 0.0           | 0.0            | 0.0           | 0.0          | 0.0           | 0.0            |
| R1           | 3    | 17.7         | 53         | 6.0           | 18.0        | 81.3          | 244.0          | 7.0           | 21.0         | 106.3         | 319.0          |
| R2           | 3    | 12.3         | 37         | 4.0           | 12.0        | 71.0          | 213.0          | 5.0           | 15.0         | 96.0          | 288.0          |
| B1           | 3    | 49.0         | 147        | 12.0          | 36.0        | 205.3         | 615.8          | 13.3          | 40.0         | 235.7         | 707.0          |
| B2           | 3    | 36.3         | 109        | 8.0           | 24.0        | 132.3         | 396.8          | 9.3           | 28.0         | 162.7         | 488.0          |
| B3           | 0    | 0.0          | 0          | 0.0           | 0.0         | 0.0           | 0.0            | 0.0           | 0.0          | 0.0           | 0.0            |
| <b>Total</b> |      | <b>115.3</b> | <b>346</b> | <b>30.0</b>   | <b>90.0</b> | <b>489.9</b>  | <b>1,469.6</b> | <b>34.7</b>   | <b>104.0</b> | <b>600.7</b>  | <b>1,802.0</b> |

## Paratransit Routes

| Route        | Days | Passengers  |            | Revenue Hours |              | Revenue Miles |                | Service Hours |              | Service Miles |                |
|--------------|------|-------------|------------|---------------|--------------|---------------|----------------|---------------|--------------|---------------|----------------|
|              |      | Daily       | Total      | Daily         | Total        | Daily         | Total          | Daily         | Total        | Daily         | Total          |
| DR - CC      | 18   | 10.1        | 182        | 4.8           | 86.8         | 36.7          | 659.7          | 7.5           | 135.0        | 39.5          | 711.0          |
| PT1          | 18   | 10.9        | 196        | 6.2           | 111.0        | 89.8          | 1,615.8        | 9.6           | 172.1        | 99.7          | 1,794.0        |
| PT2          | 19   | 9.8         | 187        | 5.8           | 110.4        | 84.4          | 1,602.8        | 8.6           | 163.3        | 98.7          | 1,875.0        |
| PT3          | 19   | 9.0         | 171        | 4.9           | 92.2         | 86.2          | 1,638.7        | 6.9           | 131.0        | 99.9          | 1,899.0        |
| PT4          | 16   | 9.3         | 148        | 5.8           | 92.1         | 85.4          | 1,366.8        | 6.9           | 109.8        | 98.2          | 1,571.0        |
| PT5          | 15   | 6.5         | 97         | 2.7           | 40.4         | 42.4          | 636.5          | 4.3           | 64.8         | 74.6          | 1,119.0        |
| PT6          | 0    | 0.0         | 0          | 0.0           | 0.0          | 0.0           | 0.0            | 0.0           | 0.0          | 0.0           | 0.0            |
| PT7          | 0    | 0.0         | 0          | 0.0           | 0.0          | 0.0           | 0.0            | 0.0           | 0.0          | 0.0           | 0.0            |
| <b>Total</b> |      | <b>55.6</b> | <b>981</b> | <b>30.1</b>   | <b>532.7</b> | <b>424.9</b>  | <b>7,520.3</b> | <b>43.7</b>   | <b>775.9</b> | <b>510.6</b>  | <b>8,969.0</b> |

## Service Totals

|                    | Passengers |                 | Revenue Hours |                | Revenue Miles |                 | Service Hours |                | Service Miles |                 |
|--------------------|------------|-----------------|---------------|----------------|---------------|-----------------|---------------|----------------|---------------|-----------------|
|                    | Daily      | Total           | Daily         | Total          | Daily         | Total           | Daily         | Total          | Daily         | Total           |
| Fixed Route        | 683.9      | 12,071.0        | 87.3          | 1,433.4        | 1,559.2       | 24,658.0        | 91.8          | 1,505.4        | 1,686.2       | 26,584.0        |
| On Demand (Week)   | 226.3      | 3,972.0         | 68.2          | 1,199.0        | 996.8         | 17,521.8        | 74.7          | 1,310.7        | 1,148.4       | 20,129.0        |
| On Demand (Sat)    | 115.3      | 346.0           | 30.0          | 90.0           | 489.9         | 1,469.6         | 34.7          | 104.0          | 600.7         | 1,802.0         |
| Paratransit        | 55.6       | 981.0           | 30.1          | 532.7          | 424.9         | 7,520.3         | 43.7          | 775.9          | 510.6         | 8,969.0         |
| <b>Grand Total</b> |            | <b>17,370.0</b> |               | <b>3,255.2</b> |               | <b>51,169.7</b> |               | <b>3,696.0</b> |               | <b>57,484.0</b> |

# Route Summary

January 2023

## Fixed Routes

| Route | Days | Passengers   |               |              |              | Wheel-chairs |            | Bikes       |            |
|-------|------|--------------|---------------|--------------|--------------|--------------|------------|-------------|------------|
|       |      | Daily        | Total         | Per Rev Hour | Per Rev Mile | Daily        | Total      | Daily       | Total      |
| 10    | 18   | 191.4        | 3,445         | 14.7         | 1.2          | 0.8          | 15         | 4.8         | 87         |
| 20    | 18   | 194.2        | 3,496         | 14.4         | 1.0          | 2.3          | 41         | 3.4         | 61         |
| 61    | 18   | 128.9        | 2,321         | 9.9          | 0.6          | 0.4          | 8          | 2.2         | 39         |
| 62    | 18   | 116.5        | 2,097         | 8.6          | 0.7          | 1.7          | 31         | 1.4         | 26         |
| 63    | 15   | 13.5         | 202           | 1.7          | 0.1          | 0.1          | 1          | 0.1         | 2          |
| 490-1 | 9    | 22.0         | 198           | 1.7          | 0.1          | 0.6          | 5          | 0.7         | 6          |
| 490-2 | 18   | 17.3         | 312           | 1.3          | 0.0          | 0.8          | 14         | 0.8         | 15         |
|       |      | <b>683.9</b> | <b>12,071</b> | <b>52.3</b>  | <b>3.7</b>   | <b>6.7</b>   | <b>115</b> | <b>13.5</b> | <b>236</b> |

## On Demand (Weekday)

| Route | Days | Passengers   |              |              |              | Wheel-chairs |           | Bikes      |           |
|-------|------|--------------|--------------|--------------|--------------|--------------|-----------|------------|-----------|
|       |      | Daily        | Total        | Per Rev Hour | Per Rev Mile | Daily        | Total     | Daily      | Total     |
| F1    | 18   | 35.2         | 634          | 2.8          | 0.2          | 0.2          | 4         | 0.0        | 0         |
| R1    | 18   | 43.2         | 777          | 3.5          | 0.2          | 1.2          | 21        | 0.7        | 13        |
| R2    | 18   | 40.1         | 721          | 3.4          | 0.2          | 1.1          | 19        | 0.7        | 13        |
| B1    | 18   | 41.6         | 748          | 3.3          | 0.2          | 0.6          | 11        | 0.6        | 10        |
| B2    | 18   | 41.0         | 738          | 3.5          | 0.2          | 0.7          | 12        | 0.7        | 12        |
| B3    | 14   | 25.3         | 354          | 3.6          | 0.2          | 0.6          | 8         | 0.4        | 6         |
|       |      | <b>226.3</b> | <b>3,972</b> | <b>20.1</b>  | <b>1.4</b>   | <b>4.3</b>   | <b>75</b> | <b>3.1</b> | <b>54</b> |

## On Demand (Saturday)

| Route | Days | Passengers   |            |              |              | Wheel-chairs |          | Bikes      |          |
|-------|------|--------------|------------|--------------|--------------|--------------|----------|------------|----------|
|       |      | Daily        | Total      | Per Rev Hour | Per Rev Mile | Daily        | Total    | Daily      | Total    |
| F1    | 0    | 0.0          | 0          | 0.0          | 0.0          | 0.0          | 0        | 0.0        | 0        |
| R1    | 3    | 17.7         | 53         | 2.9          | 0.2          | 1.7          | 5        | 0.7        | 2        |
| R2    | 3    | 12.3         | 37         | 3.1          | 0.2          | 0.0          | 0        | 0.0        | 0        |
| B1    | 3    | 49.0         | 147        | 4.1          | 0.2          | 0.7          | 2        | 0.0        | 0        |
| B2    | 3    | 36.3         | 109        | 4.5          | 0.3          | 0.3          | 1        | 0.0        | 0        |
| B3    | 0    | 0.0          | 0          | 0.0          | 0.0          | 0.0          | 0        | 0.0        | 0        |
|       |      | <b>115.3</b> | <b>346</b> | <b>14.7</b>  | <b>0.9</b>   | <b>2.7</b>   | <b>8</b> | <b>0.7</b> | <b>2</b> |

## Paratransit Routes

| Route   | Days | Passengers  |            |              |              | Wheel-chairs |           |
|---------|------|-------------|------------|--------------|--------------|--------------|-----------|
|         |      | Daily       | Total      | Per Rev Hour | Per Rev Mile | Daily        | Total     |
| DR - CC | 18   | 10.1        | 182        | 2.1          | 0.3          | 0.0          | 0         |
| PT1     | 18   | 10.9        | 196        | 1.8          | 0.1          | 0.0          | 0         |
| PT2     | 19   | 9.8         | 187        | 1.7          | 0.1          | 0.9          | 17        |
| PT3     | 19   | 9.0         | 171        | 1.9          | 0.1          | 1.1          | 21        |
| PT4     | 16   | 9.3         | 148        | 1.6          | 0.1          | 0.8          | 12        |
| PT5     | 15   | 6.5         | 97         | 2.4          | 0.2          | 0.7          | 11        |
| PT6     | 0    | 0.0         | 0          | 0.0          | 0.0          | 0.0          | 0         |
| PT7     | 0    | 0.0         | 0          | 0.0          | 0.0          | 0.0          | 0         |
|         |      | <b>55.6</b> | <b>981</b> | <b>11.4</b>  | <b>0.9</b>   | <b>3.5</b>   | <b>61</b> |

## Service Totals

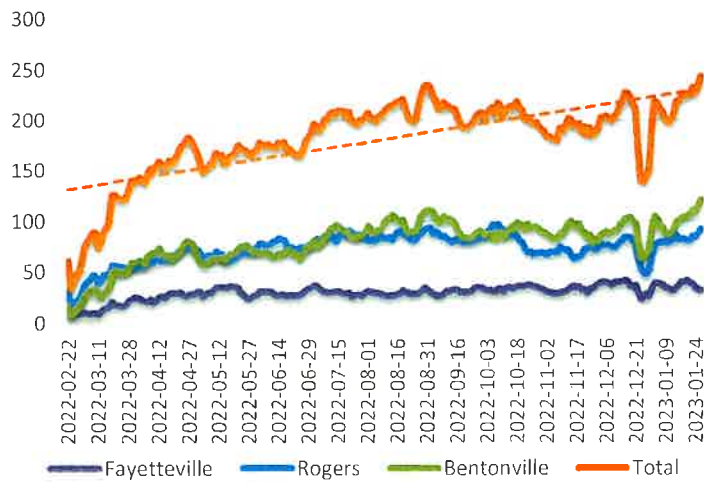
|                    | Passengers |                 |              |              | Wheel-chairs |              | Bikes |              |
|--------------------|------------|-----------------|--------------|--------------|--------------|--------------|-------|--------------|
|                    | Daily      | Total           | Per Rev Hour | Per Rev Mile | Daily        | Total        | Daily | Total        |
| Fixed Route        | 683.9      | 12,071          | 52.3         | 3.7          | 6.7          | 115          | 13.5  | 236          |
| On Demand (Week)   | 226.3      | 3,972           | 20.1         | 1.4          | 4.3          | 75           | 3.1   | 54           |
| On Demand (Sat)    | 115.3      | 346             | 14.7         | 0.9          | 2.7          | 8            | 0.7   | 2            |
| Paratransit        | 55.6       | 981             | 11.4         | 0.9          | 3.5          | 61           |       |              |
| <b>Grand Total</b> |            | <b>17,370.0</b> |              |              |              | <b>259.0</b> |       | <b>292.0</b> |

**ORT On Demand Service**

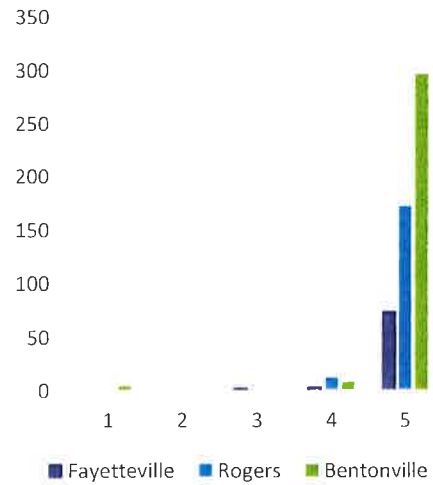
**January 2023**

|                     | Fayetteville | Rogers   |          | Bentonville |          | Total    |          |
|---------------------|--------------|----------|----------|-------------|----------|----------|----------|
|                     | Weekdays     | Weekdays | Saturday | Weekdays    | Saturday | Weekdays | Saturday |
| Days of Operations  | 18           | 18       | 3        | 18          | 3        | 18       | 3        |
| Customers           | 125          | 341      | 50       | 267         | 88       | 733      | 138      |
| Passenger Trips     | 634          | 1,498    | 90       | 1,840       | 256      | 3,972    | 346      |
| Passengers / Day    | 35.2         | 83.2     | 30.0     | 102.2       | 85.3     | 220.7    | 115.3    |
| Revenue Hours       | 225.0        | 434.0    | 30.0     | 540.0       | 60.0     | 1,199.0  | 90.0     |
| Passengers / Hour   | 2.8          | 3.5      | 3.0      | 3.4         | 4.3      | 3.2      | 3.6      |
| Seat Unavailable    | 112          | 637      | 12       | 230         | 17       | 979      | 29       |
| Unaccepted Proposal | 57           | 126      | 27       | 223         | 46       | 406      | 73       |

**Daily Passengers**



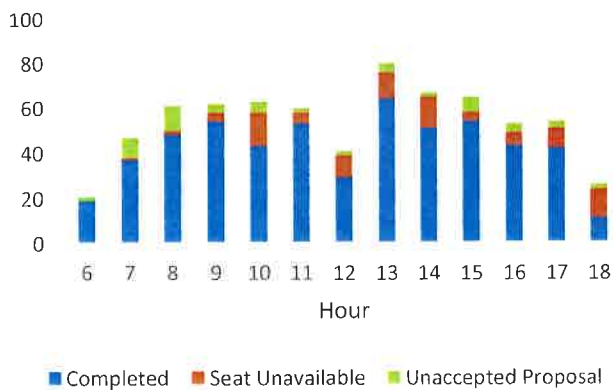
**Ride Rating (1-5)**



Weekdays

| Date         | Passenger Trips | Revenue Hours | Passengers per Hour | Seat Unavailable | Unaccepted Proposal |
|--------------|-----------------|---------------|---------------------|------------------|---------------------|
| 2023-01-03   | 33              | 12.5          | 2.6                 | 2                | 4                   |
| 2023-01-04   | 41              | 12.5          | 3.3                 | 7                | 1                   |
| 2023-01-05   | 40              | 12.5          | 3.2                 | 4                | 4                   |
| 2023-01-06   | 28              | 12.5          | 2.2                 | 9                | 4                   |
| 2023-01-09   | 27              | 12.5          | 2.2                 | 3                | 5                   |
| 2023-01-10   | 32              | 12.5          | 2.6                 | 2                | 0                   |
| 2023-01-11   | 34              | 12.5          | 2.7                 | 2                | 3                   |
| 2023-01-12   | 36              | 12.5          | 2.9                 | 6                | 3                   |
| 2023-01-13   | 42              | 12.5          | 3.4                 | 4                | 1                   |
| 2023-01-16   | 43              | 12.5          | 3.4                 | 5                | 6                   |
| 2023-01-17   | 45              | 12.5          | 3.6                 | 6                | 3                   |
| 2023-01-18   | 32              | 12.5          | 2.6                 | 9                | 1                   |
| 2023-01-19   | 44              | 12.5          | 3.5                 | 6                | 2                   |
| 2023-01-20   | 31              | 12.5          | 2.5                 | 7                | 5                   |
| 2023-01-23   | 37              | 12.5          | 3.0                 | 19               | 1                   |
| 2023-01-24   | 27              | 12.5          | 2.2                 | 7                | 6                   |
| 2023-01-26   | 25              | 12.5          | 2.0                 | 2                | 5                   |
| 2023-01-27   | 37              | 12.5          | 3.0                 | 12               | 3                   |
| <b>Total</b> | <b>634</b>      | <b>225.0</b>  | <b>2.8</b>          | <b>112</b>       | <b>57</b>           |

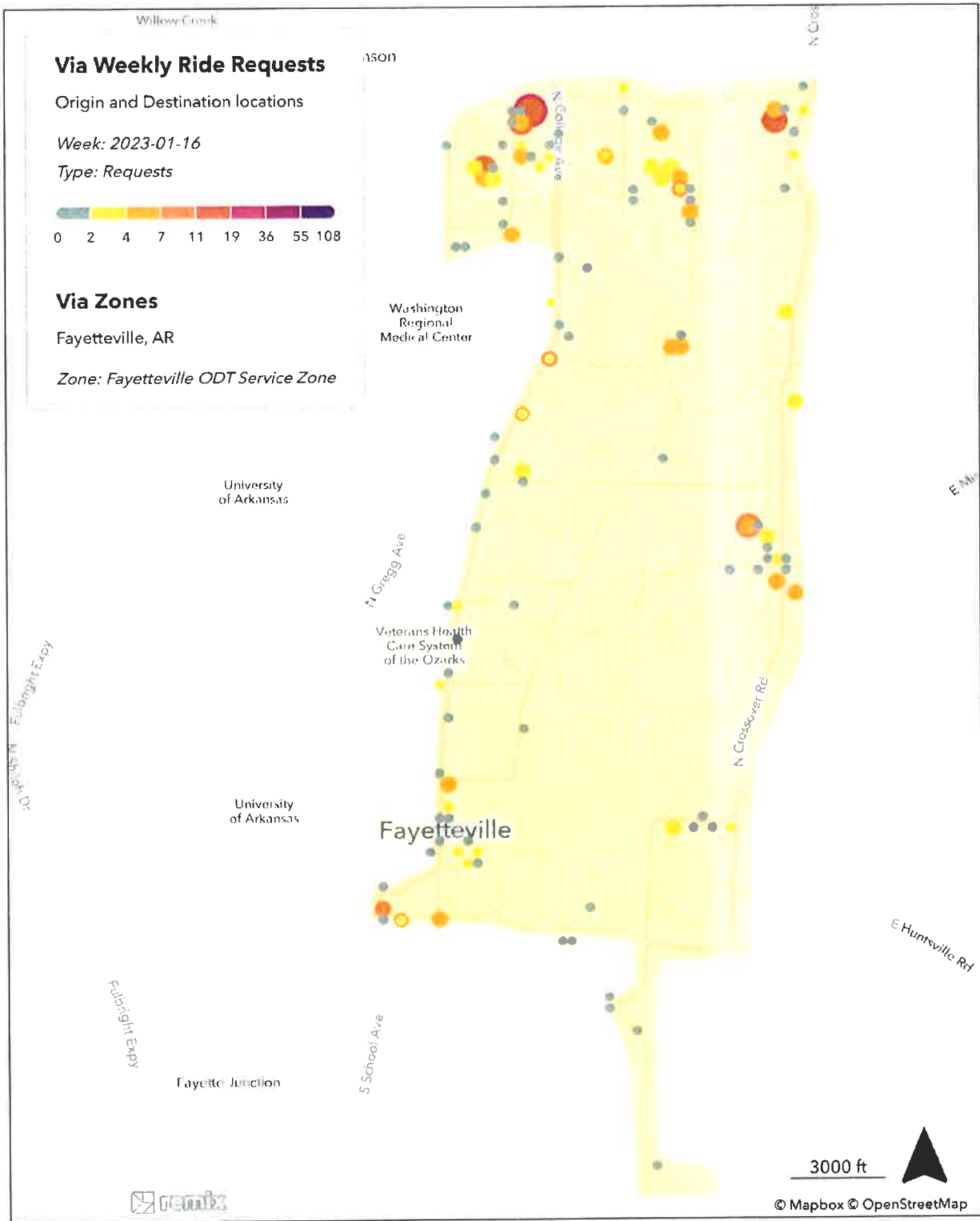
Weekday Requests



# On Demand Trip Request Locations

Fayetteville

Week of 1/16/23



**On Demand Transit**

**Rogers**

**January 2023**

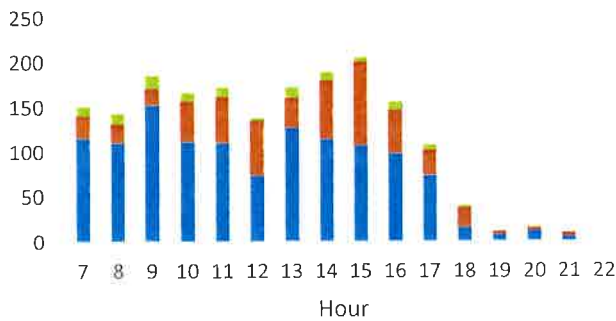
**Weekdays**

| Date         | Passenger Trips | Revenue Hours | Passengers per Hour | Seat Unavailable | Unaccepted Proposal |
|--------------|-----------------|---------------|---------------------|------------------|---------------------|
| 2023-01-03   | 90              | 23.0          | 3.9                 | 32               | 2                   |
| 2023-01-04   | 71              | 23.0          | 3.1                 | 31               | 4                   |
| 2023-01-05   | 73              | 23.0          | 3.2                 | 46               | 1                   |
| 2023-01-06   | 80              | 28.0          | 2.9                 | 33               | 9                   |
| 2023-01-09   | 84              | 23.0          | 3.7                 | 35               | 9                   |
| 2023-01-10   | 81              | 23.0          | 3.5                 | 37               | 7                   |
| 2023-01-11   | 77              | 23.0          | 3.3                 | 23               | 7                   |
| 2023-01-12   | 85              | 23.0          | 3.7                 | 25               | 6                   |
| 2023-01-13   | 101             | 28.0          | 3.6                 | 22               | 11                  |
| 2023-01-16   | 61              | 23.0          | 2.7                 | 17               | 13                  |
| 2023-01-17   | 85              | 23.0          | 3.7                 | 67               | 10                  |
| 2023-01-18   | 77              | 23.0          | 3.3                 | 25               | 9                   |
| 2023-01-19   | 74              | 23.0          | 3.2                 | 51               | 2                   |
| 2023-01-20   | 103             | 28.0          | 3.7                 | 35               | 4                   |
| 2023-01-23   | 85              | 23.0          | 3.7                 | 52               | 11                  |
| 2023-01-24   | 78              | 23.0          | 3.4                 | 18               | 8                   |
| 2023-01-26   | 94              | 23.0          | 4.1                 | 43               | 3                   |
| 2023-01-27   | 99              | 28.0          | 3.5                 | 45               | 10                  |
| <b>Total</b> | <b>1,498</b>    | <b>434.0</b>  | <b>3.5</b>          | <b>637</b>       | <b>126</b>          |

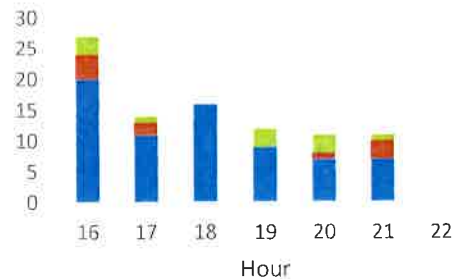
**Saturday**

| Date         | Passenger Trips | Revenue Hours | Passengers per Hour | Seat Unavailable | Unaccepted Proposal |
|--------------|-----------------|---------------|---------------------|------------------|---------------------|
| 2023-01-07   | 29              | 10.0          | 2.9                 | 5                | 6                   |
| 2023-01-14   | 25              | 10.0          | 2.5                 | 4                | 3                   |
| 2023-01-21   | 36              | 10.0          | 3.6                 | 3                | 18                  |
| <b>Total</b> | <b>90</b>       | <b>30.0</b>   | <b>3.0</b>          | <b>12</b>        | <b>27</b>           |

**Weekday Requests**



**Saturday Requests**



■ Completed   
 ■ Seat Unavailable   
 ■ Unaccepted Proposal





**On Demand Transit**

**Bentonville**

**January 2023**

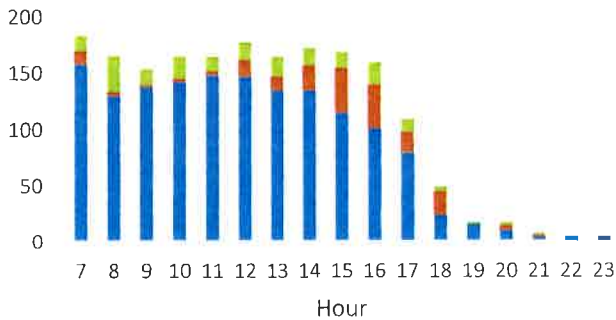
**Weekdays**

| Date         | Passenger Trips | Revenue Hours | Passengers per Hour | Seat Unavailable | Unaccepted Proposal |
|--------------|-----------------|---------------|---------------------|------------------|---------------------|
| 2023-01-03   | 93              | 23.0          | 4.0                 | 16               | 11                  |
| 2023-01-04   | 87              | 23.0          | 3.8                 | 7                | 6                   |
| 2023-01-05   | 76              | 23.0          | 3.3                 | 6                | 8                   |
| 2023-01-06   | 90              | 30.0          | 3.0                 | 17               | 10                  |
| 2023-01-09   | 87              | 30.0          | 2.9                 | 1                | 20                  |
| 2023-01-10   | 89              | 30.0          | 3.0                 | 6                | 7                   |
| 2023-01-11   | 98              | 30.0          | 3.3                 | 24               | 14                  |
| 2023-01-12   | 94              | 30.0          | 3.1                 | 3                | 8                   |
| 2023-01-13   | 128             | 37.0          | 3.5                 | 18               | 14                  |
| 2023-01-16   | 93              | 30.0          | 3.1                 | 7                | 19                  |
| 2023-01-17   | 102             | 30.0          | 3.4                 | 16               | 20                  |
| 2023-01-18   | 96              | 30.0          | 3.2                 | 16               | 13                  |
| 2023-01-19   | 105             | 30.0          | 3.5                 | 10               | 5                   |
| 2023-01-20   | 130             | 37.0          | 3.5                 | 17               | 17                  |
| 2023-01-23   | 118             | 30.0          | 3.9                 | 20               | 11                  |
| 2023-01-24   | 95              | 30.0          | 3.2                 | 6                | 15                  |
| 2023-01-26   | 121             | 30.0          | 4.0                 | 19               | 8                   |
| 2023-01-27   | 138             | 37.0          | 3.7                 | 21               | 17                  |
| <b>Total</b> | <b>1,840</b>    | <b>540.0</b>  | <b>3.4</b>          | <b>230</b>       | <b>223</b>          |

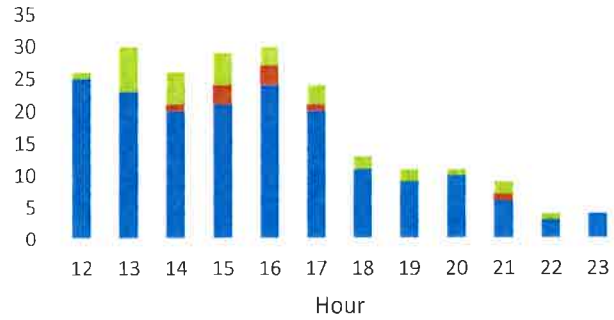
**Saturday**

| Date         | Passenger Trips | Revenue Hours | Passengers per Hour | Seat Unavailable | Unaccepted Proposal |
|--------------|-----------------|---------------|---------------------|------------------|---------------------|
| 2023-01-07   | 85              | 20.0          | 4.3                 | 7                | 20                  |
| 2023-01-14   | 100             | 20.0          | 5.0                 | 8                | 17                  |
| 2023-01-21   | 71              | 20.0          | 3.6                 | 2                | 9                   |
| <b>Total</b> | <b>256</b>      | <b>60.0</b>   | <b>4.3</b>          | <b>17</b>        | <b>46</b>           |

**Weekday Requests**



**Saturday Requests**



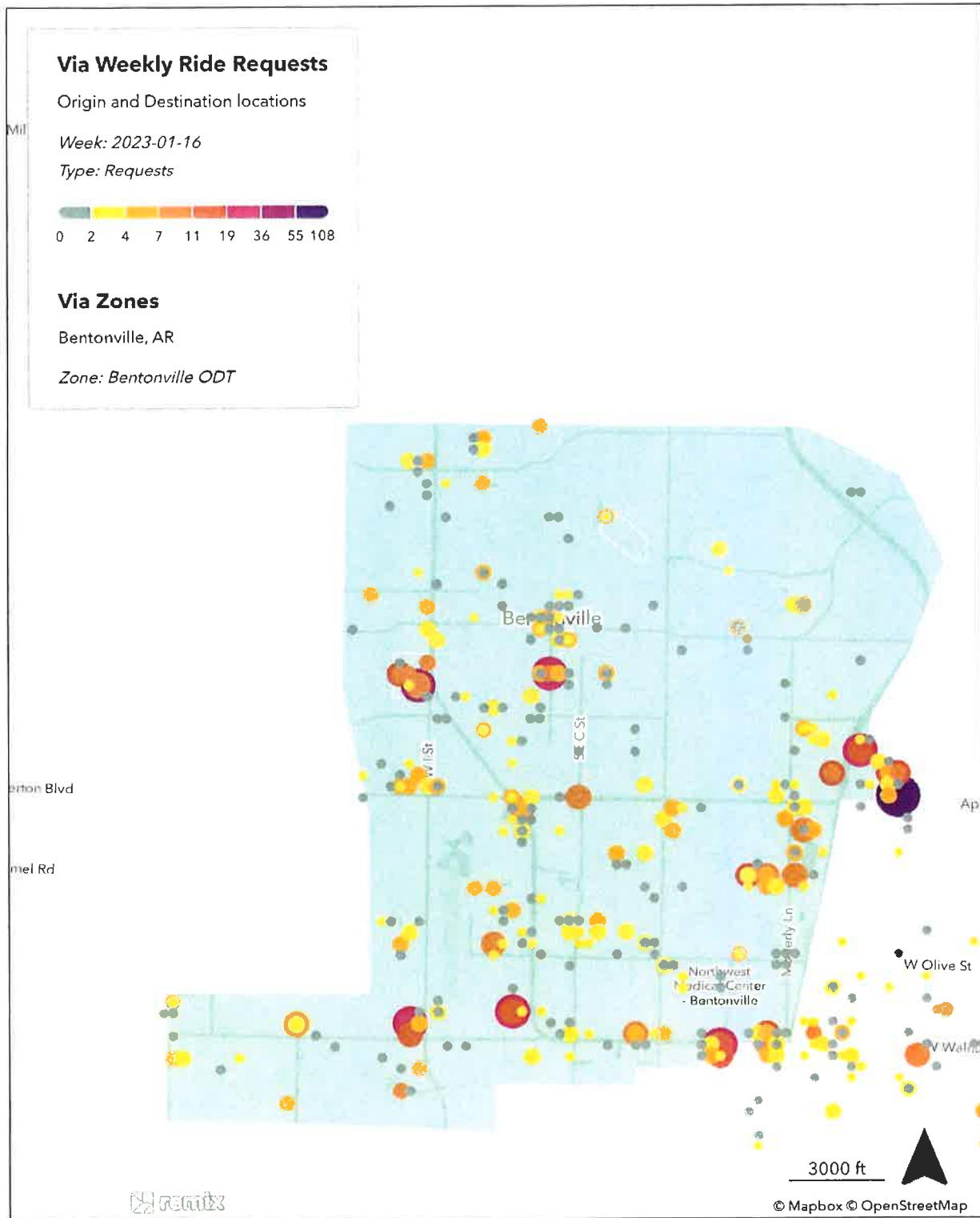
■ Completed ■ Seat Unavailable ■ Unaccepted Proposal

■ Completed ■ Seat Unavailable ■ Unaccepted Proposal

# On Demand Trip Request Locations

Bentonville

Week of 1/16/23



## Ridership Summary

January 2023

### Traditional Fixed Routes

|              | January 2023  |          |               | Year To Date  |          |               |
|--------------|---------------|----------|---------------|---------------|----------|---------------|
|              | Weekday       | Saturday | Total         | Weekday       | Saturday | Total         |
| Fayetteville | 6,941         | 0        | 6,941         | 6,941         | 0        | 6,941         |
| Springdale   | 4,620         | 0        | 4,620         | 4,620         | 0        | 4,620         |
| Rogers       | 0             | 0        | 0             | 0             | 0        | 0             |
| Bentonville  | 0             | 0        | 0             | 0             | 0        | 0             |
| Express      | 510           | 0        | 510           | 510           | 0        | 510           |
| <b>Total</b> | <b>12,071</b> | <b>0</b> | <b>12,071</b> | <b>12,071</b> | <b>0</b> | <b>12,071</b> |

### On Demand Transit Routes

|              | January 2023 |            |              | Year To Date |            |              |
|--------------|--------------|------------|--------------|--------------|------------|--------------|
|              | Weekday      | Saturday   | Total        | Weekday      | Saturday   | Total        |
| Fayetteville | 634          | 0          | 634          | 634          | 0          | 634          |
| Springdale   | 0            | 0          | 0            | 0            | 0          | 0            |
| Rogers       | 1,498        | 90         | 1,588        | 1,498        | 90         | 1,588        |
| Bentonville  | 1,840        | 256        | 2,096        | 1,840        | 256        | 2,096        |
| <b>Total</b> | <b>3,972</b> | <b>346</b> | <b>4,318</b> | <b>3,972</b> | <b>346</b> | <b>4,318</b> |

### Paratransit Routes

|              | January 2023 |          |            | Year To Date |          |            |
|--------------|--------------|----------|------------|--------------|----------|------------|
|              | Weekday      | Saturday | Total      | Weekday      | Saturday | Total      |
| Fayetteville | 263          | 0        | 263        | 263          | 0        | 263        |
| Springdale   | 278          | 0        | 278        | 278          | 0        | 278        |
| Rogers       | 136          | 0        | 136        | 136          | 0        | 136        |
| Bentonville  | 121          | 0        | 121        | 121          | 0        | 121        |
| Other        | 183          | 0        | 183        | 183          | 0        | 183        |
| <b>Total</b> | <b>981</b>   | <b>0</b> | <b>981</b> | <b>981</b>   | <b>0</b> | <b>981</b> |

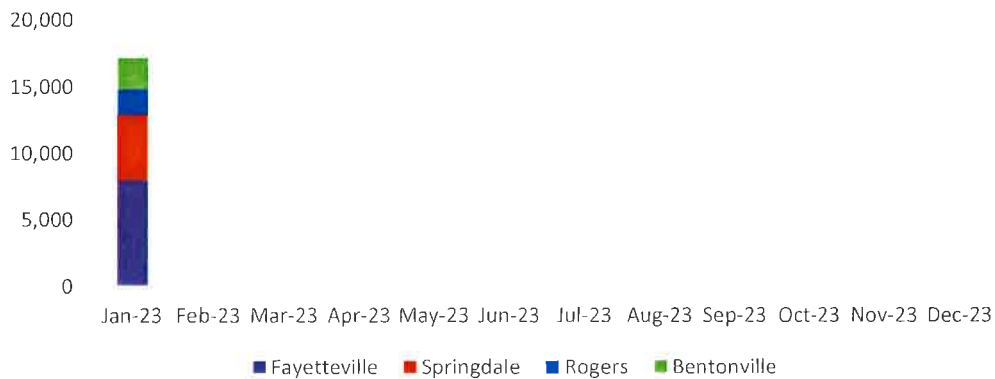
### All ORT Routes

|              | January 2023  |            |               | Year To Date  |            |               |
|--------------|---------------|------------|---------------|---------------|------------|---------------|
|              | Weekday       | Saturday   | Total         | Weekday       | Saturday   | Total         |
| Fayetteville | 7,838         | 0          | 7,838         | 7,838         | 0          | 7,838         |
| Springdale   | 4,898         | 0          | 4,898         | 4,898         | 0          | 4,898         |
| Rogers       | 1,634         | 90         | 1,724         | 1,634         | 90         | 1,724         |
| Bentonville  | 1,961         | 256        | 2,217         | 1,961         | 256        | 2,217         |
| Express      | 510           | 0          | 510           | 510           | 0          | 510           |
| Other        | 183           | 0          | 183           | 183           | 0          | 183           |
| <b>Total</b> | <b>17,024</b> | <b>346</b> | <b>17,370</b> | <b>17,024</b> | <b>346</b> | <b>17,370</b> |

## ORT Ridership Summary

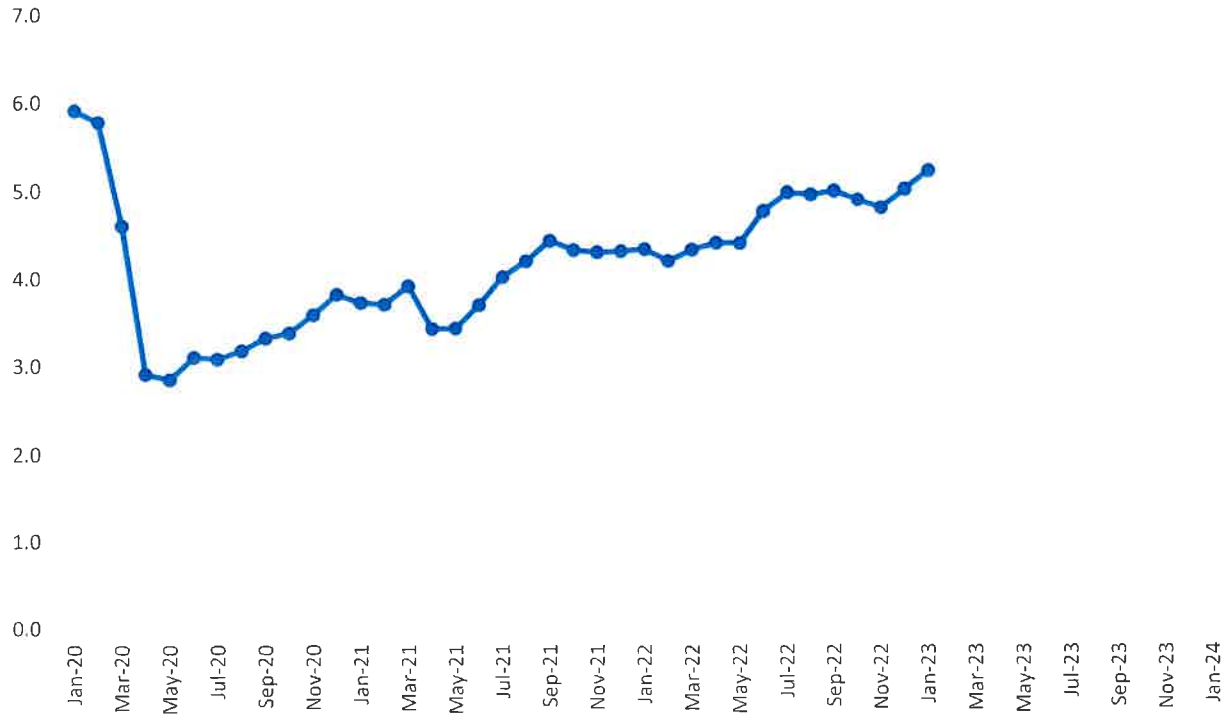
| Boardings               | Jan-23        | Feb-23 | Mar-23 | Apr-23 | May-23 | Jun-23 | Jul-23 | Aug-23 | Sep-23 | Oct-23 | Nov-23 | Dec-23 | Total         |
|-------------------------|---------------|--------|--------|--------|--------|--------|--------|--------|--------|--------|--------|--------|---------------|
| <b>Total System</b>     |               |        |        |        |        |        |        |        |        |        |        |        |               |
| Fixed Route             | 16,389        |        |        |        |        |        |        |        |        |        |        |        | 16,389        |
| ADA Paratransit         | 691           |        |        |        |        |        |        |        |        |        |        |        | 691           |
| Demand Response         | 290           |        |        |        |        |        |        |        |        |        |        |        | 290           |
| <b>Total Passengers</b> | <b>17,370</b> |        |        |        |        |        |        |        |        |        |        |        | <b>17,370</b> |
| <b>Fayetteville</b>     |               |        |        |        |        |        |        |        |        |        |        |        |               |
| Fixed Route             | 7,702         |        |        |        |        |        |        |        |        |        |        |        | 7,702         |
| ADA Paratransit         | 239           |        |        |        |        |        |        |        |        |        |        |        | 239           |
| Demand Response         | 24            |        |        |        |        |        |        |        |        |        |        |        | 24            |
| <b>Total Passengers</b> | <b>7,965</b>  |        |        |        |        |        |        |        |        |        |        |        | <b>7,965</b>  |
| <b>Springdale</b>       |               |        |        |        |        |        |        |        |        |        |        |        |               |
| Fixed Route             | 4,747         |        |        |        |        |        |        |        |        |        |        |        | 4,747         |
| ADA Paratransit         | 215           |        |        |        |        |        |        |        |        |        |        |        | 215           |
| Demand Response         | 63            |        |        |        |        |        |        |        |        |        |        |        | 63            |
| <b>Total Passengers</b> | <b>5,025</b>  |        |        |        |        |        |        |        |        |        |        |        | <b>5,025</b>  |
| <b>Rogers</b>           |               |        |        |        |        |        |        |        |        |        |        |        |               |
| Fixed Route             | 1,716         |        |        |        |        |        |        |        |        |        |        |        | 1,716         |
| ADA Paratransit         | 125           |        |        |        |        |        |        |        |        |        |        |        | 125           |
| Demand Response         | 11            |        |        |        |        |        |        |        |        |        |        |        | 11            |
| <b>Total Passengers</b> | <b>1,852</b>  |        |        |        |        |        |        |        |        |        |        |        | <b>1,852</b>  |
| <b>Bentonville</b>      |               |        |        |        |        |        |        |        |        |        |        |        |               |
| Fixed Route             | 2,224         |        |        |        |        |        |        |        |        |        |        |        | 2,224         |
| ADA Paratransit         | 111           |        |        |        |        |        |        |        |        |        |        |        | 111           |
| Demand Response         | 10            |        |        |        |        |        |        |        |        |        |        |        | 10            |
| <b>Total Passengers</b> | <b>2,345</b>  |        |        |        |        |        |        |        |        |        |        |        | <b>2,345</b>  |
| <b>Other Areas</b>      |               |        |        |        |        |        |        |        |        |        |        |        |               |
| Fixed Route             | 0             | 0      | 0      | 0      | 0      | 0      | 0      | 0      | 0      | 0      | 0      | 0      | 0             |
| ADA Paratransit         | 1             |        |        |        |        |        |        |        |        |        |        |        | 1             |
| Demand Response         | 182           |        |        |        |        |        |        |        |        |        |        |        | 182           |
| <b>Total Passengers</b> | <b>183</b>    |        |        |        |        |        |        |        |        |        |        |        | <b>183</b>    |

### ORT Ridership Totals

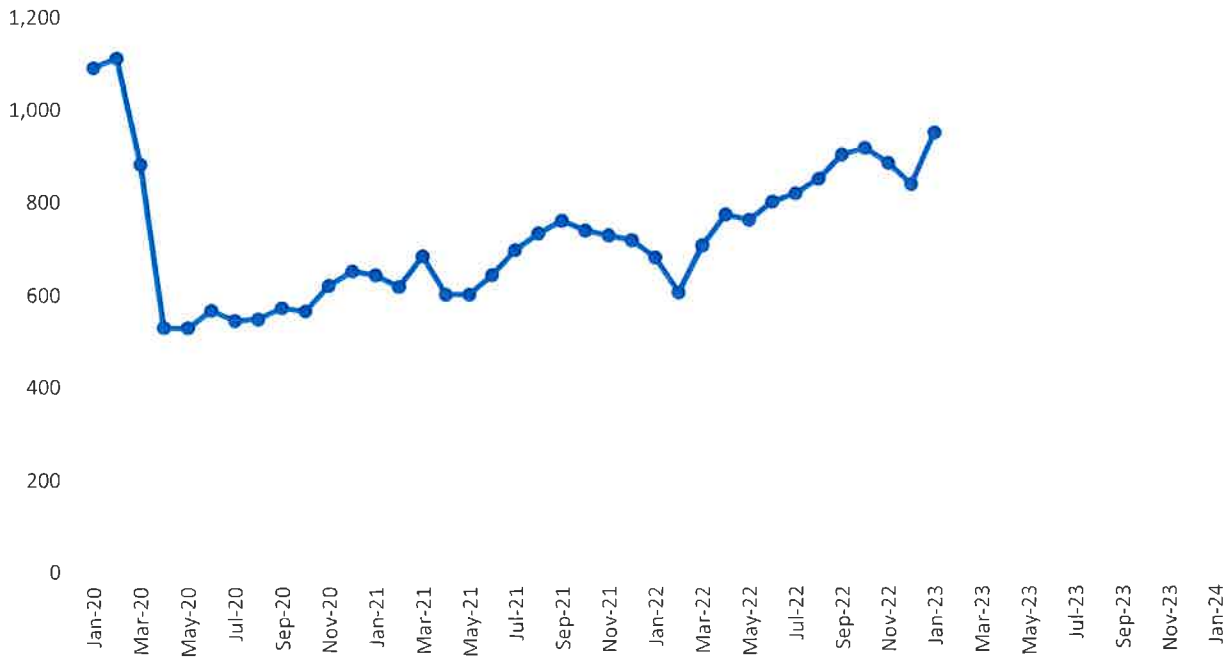


# All ORT Passengers - Weekday Ridership Trends - January 2020 to Present

## Passengers per Revenue Hour



## Daily Passengers







City of Rogers Routes

January 2023

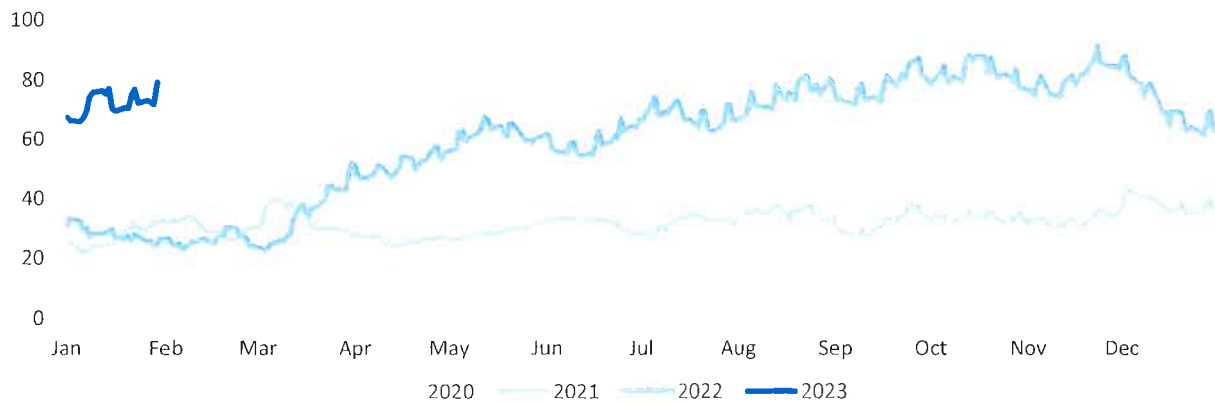
Weekday Service

| Route        | Type | Days |      | Passengers |              |              | Revenue Hours |            |            | Passengers per Hour |      |
|--------------|------|------|------|------------|--------------|--------------|---------------|------------|------------|---------------------|------|
|              |      | Jan  | 2023 | Daily      | Jan          | 2023         | Daily         | Jan        | 2023       | Jan                 | 2023 |
| R1           | ODT  | 18   | 18   | 43         | 777          | 777          | 12            | 221        | 221        | 3.5                 | 3.5  |
| R2           | ODT  | 18   | 18   | 40         | 721          | 721          | 12            | 213        | 213        | 3.4                 | 3.4  |
| <b>Total</b> |      |      |      |            | <b>1,498</b> | <b>1,498</b> |               | <b>434</b> | <b>434</b> |                     |      |

Saturday Service

| Route        | Type | Days |      | Passengers |           |           | Revenue Hours |           |           | Passengers per Hour |      |
|--------------|------|------|------|------------|-----------|-----------|---------------|-----------|-----------|---------------------|------|
|              |      | Jan  | 2023 | Daily      | Jan       | 2023      | Daily         | Jan       | 2023      | Jan                 | 2023 |
| R1           | ODT  | 3    | 3    | 18         | 53        | 53        | 6             | 18        | 18        | 2.9                 | 2.9  |
| R2           | ODT  | 3    | 3    | 12         | 37        | 37        | 4             | 12        | 12        | 3.1                 | 3.1  |
| <b>Total</b> |      |      |      |            | <b>90</b> | <b>90</b> |               | <b>30</b> | <b>30</b> |                     |      |

Fixed Route & On-Demand Daily Passengers









**Passenger Boardings by City**  
YTD through January

| Benton County  | 2023         |                 |                 |              | 2022         |                 |                 |              |
|----------------|--------------|-----------------|-----------------|--------------|--------------|-----------------|-----------------|--------------|
|                | Fixed Route  | ADA Paratransit | Demand Response | Total        | Fixed Route  | ADA Paratransit | Demand Response | Total        |
| Avoca          | 0            | 0               | 0               | 0            | 0            | 0               | 0               | 0            |
| Bella Vista    | 0            | 0               | 0               | 0            | 0            | 0               | 0               | 0            |
| Benton County  | 0            | 0               | 0               | 0            | 0            | 0               | 0               | 0            |
| Bentonville    | 2,224        | 111             | 10              | 2,345        | 582          | 132             | 33              | 747          |
| Bethel Heights | 0            | 0               | 0               | 0            | 0            | 0               | 0               | 0            |
| Cave Springs   | 0            | 0               | 0               | 0            | 0            | 0               | 0               | 0            |
| Centerton      | 0            | 0               | 0               | 0            | 0            | 0               | 1               | 1            |
| Garfield       | 0            | 0               | 0               | 0            | 0            | 0               | 0               | 0            |
| Gravette       | 0            | 0               | 0               | 0            | 0            | 0               | 0               | 0            |
| Little Flock   | 0            | 0               | 0               | 0            | 0            | 0               | 0               | 0            |
| Lowell         | 0            | 0               | 0               | 0            | 0            | 11              | 1               | 12           |
| Pea Ridge      | 0            | 0               | 0               | 0            | 0            | 0               | 1               | 1            |
| Rogers         | 1,716        | 125             | 11              | 1,852        | 705          | 169             | 29              | 903          |
| Siloam Springs | 0            | 0               | 0               | 0            | 0            | 0               | 0               | 0            |
| <b>Total</b>   | <b>3,940</b> | <b>236</b>      | <b>21</b>       | <b>4,197</b> | <b>1,287</b> | <b>312</b>      | <b>65</b>       | <b>1,664</b> |

| Washington County | 2023          |                 |                 |               | 2022          |                 |                 |               |
|-------------------|---------------|-----------------|-----------------|---------------|---------------|-----------------|-----------------|---------------|
|                   | Fixed Route   | ADA Paratransit | Demand Response | Total         | Fixed Route   | ADA Paratransit | Demand Response | Total         |
| Elkins            | 0             | 0               | 0               | 0             | 0             | 0               | 0               | 0             |
| Farmington        | 0             | 0               | 0               | 0             | 0             | 0               | 0               | 0             |
| Fayetteville      | 7,702         | 239             | 24              | 7,965         | 7,652         | 218             | 33              | 7,903         |
| Goshen            | 0             | 0               | 0               | 0             | 0             | 0               | 0               | 0             |
| Greenland         | 0             | 0               | 0               | 0             | 0             | 0               | 0               | 0             |
| Johnson           | 0             | 1               | 0               | 1             | 0             | 0               | 0               | 0             |
| Lincoln           | 0             | 0               | 0               | 0             | 0             | 0               | 0               | 0             |
| Prairie Grove     | 0             | 0               | 0               | 0             | 0             | 0               | 0               | 0             |
| Springdale        | 4,747         | 215             | 63              | 5,025         | 4,270         | 257             | 38              | 4,565         |
| Washington County | 0             | 0               | 0               | 0             | 0             | 0               | 0               | 0             |
| West Fork         | 0             | 0               | 0               | 0             | 0             | 0               | 0               | 0             |
| <b>Total</b>      | <b>12,449</b> | <b>455</b>      | <b>87</b>       | <b>12,991</b> | <b>11,922</b> | <b>475</b>      | <b>71</b>       | <b>12,468</b> |

| Carroll County | 2023        |                 |                 |            | 2022        |                 |                 |            |
|----------------|-------------|-----------------|-----------------|------------|-------------|-----------------|-----------------|------------|
|                | Fixed Route | ADA Paratransit | Demand Response | Total      | Fixed Route | ADA Paratransit | Demand Response | Total      |
| Berryville     | 0           | 0               | 166             | 166        | 0           | 0               | 138             | 138        |
| Carroll County | 0           | 0               | 13              | 13         | 0           | 0               | 3               | 3          |
| Eureka Springs | 0           | 0               | 3               | 3          | 0           | 0               | 1               | 1          |
| Green Forest   | 0           | 0               | 0               | 0          | 0           | 0               | 0               | 0          |
| <b>Total</b>   | <b>0</b>    | <b>0</b>        | <b>182</b>      | <b>182</b> | <b>0</b>    | <b>0</b>        | <b>142</b>      | <b>142</b> |

| Madison County | 2023        |                 |                 |          | 2022        |                 |                 |          |
|----------------|-------------|-----------------|-----------------|----------|-------------|-----------------|-----------------|----------|
|                | Fixed Route | ADA Paratransit | Demand Response | Total    | Fixed Route | ADA Paratransit | Demand Response | Total    |
| Huntsville     | 0           | 0               | 0               | 0        | 0           | 0               | 0               | 0        |
| Madison County | 0           | 0               | 0               | 0        | 0           | 0               | 0               | 0        |
| <b>Total</b>   | <b>0</b>    | <b>0</b>        | <b>0</b>        | <b>0</b> | <b>0</b>    | <b>0</b>        | <b>0</b>        | <b>0</b> |

| Grand Total        | 2023          |                 |                 |               | 2022          |                 |                 |               |
|--------------------|---------------|-----------------|-----------------|---------------|---------------|-----------------|-----------------|---------------|
|                    | Fixed Route   | ADA Paratransit | Demand Response | Total         | Fixed Route   | ADA Paratransit | Demand Response | Total         |
| <b>Grand Total</b> | <b>16,389</b> | <b>691</b>      | <b>290</b>      | <b>17,370</b> | <b>13,209</b> | <b>787</b>      | <b>278</b>      | <b>14,274</b> |